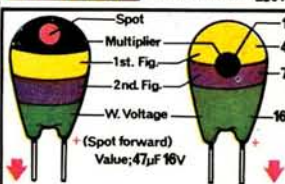
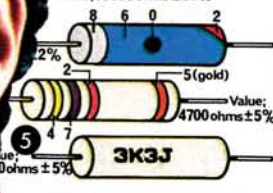
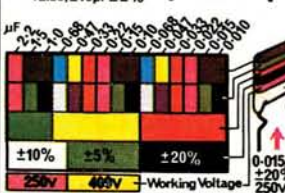
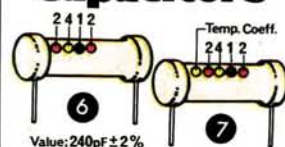


**FREE  
INSIDE**

## RESISTORS & CAPACITORS

# DATA CARD

## Capacitors



Multiplier	Voltage	Multiplier	Voltage
$\times 10$	10	Blue	20
$\times 100$	100	Violet	20
$\times 1000$	1000	Grey	25
$\times 10000$	6.3	White	3
$\times 100000$	16	Pink	35

More than 10pF	Less than 10pF
$\pm 20\%$	$\pm 0.1pF$
$\pm 1\%$	$\pm 0.2pF$
$\pm 2\%$	$\pm 0.5pF$
$\pm 5\%$	$\pm 1pF$
$\pm 10\%$	

## BEGINNING THE

# Modular 2m Transceiver System

# pw NIMBUS

## & YAESU FT-7B REVIEW (Part 1) The VINTAGE YEARS OF RADIO

### QUARTZ LCD 5 Function

Hours, mins, secs.,  
month, date, auto  
calendar, back-light,  
quality metal  
bracelet.

**£6.65**

Guaranteed same  
day despatch.  
Very slim, only  
6mm thick.



M1

### SOLAR QUARTZ LCD 5 Function

Genuine solar panel  
with battery back-up.  
Hours, mins., secs., day,  
date. Fully adjustable  
bracelet. Back-light.  
Only 7mm thick.

**£8.65**

Guaranteed same day  
despatch.



M2

### QUARTZ LCD 11 Function SLIM CHRONO

6 digit, 11 functions.  
Hours, mins., secs., day,  
date, day of week.  
1/100th, 1/10th, secs.,  
10X secs., mins.,  
Split and lap modes.  
Back-light, auto calendar.  
Only 8mm thick.  
Stainless steel bracelet  
and back.  
Adjustable bracelet.  
Metac Price



M3

**£10.65** Thousands sold!  
Guaranteed same day despatch.

### QUARTZ LCD ALARM 7 Function

Hours, mins., secs.,  
month, date, day.  
6 digits, 3 flags plus  
continuous display  
of day and date or  
seconds. Back-light  
Only 9mm thick.

**£12.65**

Guaranteed same day despatch.



M4

### MULTI ALARM 6 Digits 10 Functions

- Hours, mins., secs.
- Months, date, day.
- Basic alarm.
- Memory date alarm.
- Timer alarm with dual.
- Time and 10 country zone.
- Back-light.
- 8mm thick.



M5

**£18.65**

### FRONT-BUTTON Alarm Chrono Dual Time

6 digits, 5 flags,  
22 functions.  
Constant display of  
hours and mins., plus  
optional seconds or  
date display.  
AM/PM indication, month, date.  
Continuous display of day.  
Stop-watch to 12 hours  
59.9 secs., in 1/10 second steps.  
Split and lap timing modes.  
Dual time zones.  
Only 8mm thick.  
Back-light. Fully adjustable  
open bracelet.  
Guaranteed same day despatch



M6

**£22.65**

### SOLAR QUARTZ LCD Chronograph with Alarm Dual Time Zone Facility

6 digits, 5 flags,  
22 functions.  
Solar panel with  
battery back-up.  
6 basic functions.  
Stop-watch to 12 hours  
59.9 secs., in 1/10 sec.,  
steps.  
Split and lap timing modes.  
Dual time zones.  
Alarm, 9mm thick. Back-light.  
Fully adjustable bracelet.



M7

**£27.95**

### ALARM CHRONO with 9 world time zones

- 6 digits, 5 flags.
- 6 basic functions.
- 8 further time zones.
- Count-down alarm.
- Stop-watch to 12 hours  
59.9 secs.  
in 1/10 sec. steps.
- Split and timing modes.
- Alarm.
- 9 mm thick.
- Back-light.
- Fully adjustable bracelet.



M8

**£29.65**

### SOLAR QUARTZ LCD Chronograph

Powered from solar  
panel with battery back-up.  
6 digit, 11 functions.  
Hours, mins., secs., day,  
date, day of week.  
1/100th, 1/10th, secs.,  
10X secs., mins.  
Split and lap modes.  
Back-light, auto  
calendar. Only 8mm  
thick.  
Stainless steel bracelet  
and back.  
Adjustable bracelet.  
Metac Price



M9

**£12.65**

Guaranteed same day despatch.

### SEIKO Alarm Chrono

LCD, hours, mins.,  
secs., day of week,  
month, day and date,  
24 hour Alarm, 12  
hour chronograph,  
1/10th secs., and  
lap time. Back light,  
stainless steel,  
HARDLEX glass.  
List Price £130.00  
METAC PRICE



M10

**£105.00**

### SEIKO MEMORY BANK

Calendar watch M354  
Hours, mins., secs.  
Month, day, date in  
12 or 24 hour format  
all indicated continuously.  
Monthly calendar display  
month, year and all dates  
for any selected month over  
80 year period.  
Memory bank function.  
Any desired dates up to 11  
can be stored in advanced.  
2 year battery life.  
Water resistant.  
List Price £130



M11

Metac Price **£79.50**

### SEIKO-STYLE Dual time-alarm Chronograph

Mineral glass  
face.  
Battery hatch  
for DIY battery  
replacement.  
Top quality finish  
with fully  
adjustable bracelet.



M12

**£35.00**

### HANIMEX Electronic LED Alarm Clock



Features and Specification:  
Hour/minute display. Large LED display with  
p.m. and alarm on indicator. 24 Hours alarm with  
on/off control. Display flashing for power loss  
indication. Repeatable 9-minute snooze. Display  
bright/dim modes control. Size: 5.15" x 3.93" x  
2.36" (131mm x 11mm x 60mm).  
Weight: 1.43 lbs (0.65 kg). AC power 220V.

**£9.65** Thousands sold!

Mains operated.

Guaranteed same  
day despatch.

M13

### HANIMEX portable LCD clock radio



- Time set & alarm controls.
- Snooze & sleep controls.
- Wake to music or alarm.
- AM/PM indicator.
- Battery operated. No plug required.
- Receives all standard AM radio broadcasts.
- Drawstring carrying case included.
- Back-light.
- Batteries supplied free.
- Quartz crystal controlled.

**£17.95**

M14

### HOW TO ORDER

Payment can be made by sending cheque, postal order, Barclay, Access or American Express card numbers. Write your name, address and the order details clearly, enclose 30p for post and packing or the amount stated. We do not wait to clear your cheque before sending the goods so this will not delay delivery. All products carry 1 year guarantee and full money back 10 day reassurance. Battery fitting service is available at our shops. All prices include VAT.

Trade enquiries: Send for a complete list of trade prices - minimum order value £100.  
Telephone Orders: Credit card customers can telephone orders direct to Daventry or Edgware Rd.,  
24 hour phone service at both shops: 01-723 4753 03272-76545.



### QUARTZ LCD Ladies 5 Function

Only 25 x 20mm and  
6mm thick.  
5 function. Hours,  
mins., secs., day, date  
and back light and  
auto calendar.  
Elegant metal  
bracelet in silver or  
gold.  
State preference.

**£9.95**

Guaranteed same day  
despatch.



M15

### Price breakthrough only £18.95



### OUTSTANDING FEATURES

- **DUAL TIME.** Local time always visible and you can set and recall any other time zone (such as GMT). Also has a light for night viewing.
- **CALENDAR FUNCTIONS** include the date and day in each time zone.
- **CHRONOGRAPH/STOPWATCH** displays up to 12 hours, 59 minutes, and 59.9 seconds.
- On command, stopwatch display freezes to show intermediate (split/lap) time while stopwatch continues to run. Can also switch to and from timekeeping and stopwatch modes without affecting either's operation.
- **ALARM** can be set to anytime within a 24 hour period. At the designated time, a pleasant, but effective buzzer sounds to remind or awaken you!

Guaranteed same day despatch. **M16**

# Metac

ELECTRONICS  
& TIME CENTRES

North & Midlands  
67 High Street, DAVENTRY  
Northamptonshire  
Telephone: 03272 76545

South of England  
327 Edgware Road  
LONDON W.2  
Telephone: (01) 723 4753

# practical WIRELESS

MARCH 1980  
VOLUME 56  
NUMBER 3  
ISSUE 877

BRITAINS LEADING JOURNAL FOR THE RADIO & ELECTRONIC CONSTRUCTOR

Published by IPC Magazines Ltd., Westover House, West Quay Rd., POOLE, Dorset BH15 1JG

## QUERIES

While we will always try to assist readers in difficulties with a *Practical Wireless* project, we cannot offer advice on modifications to our designs, nor on commercial radio, TV or electronic equipment. Please address your letters to the Editor, *Practical Wireless*, at the above address, giving a clear description of the problem and enclosing a stamped self-addressed envelope. Only one project per letter please.

Components for our projects are usually available from advertisers. A source will be suggested for difficult items.

## SUBSCRIPTIONS

Subscriptions are available to both home and overseas addresses at £10.60 per annum, from "Practical Wireless" Subscription Department, Oakfield House, Perrymount Road, Haywards Heath, West Sussex RH16 3DH.

## BACK NUMBERS AND BINDERS

Limited stocks of some recent issues of *PW* are available at 85p each, including post and packing to addresses at home and overseas.

Binders are available (Price £4.10 to UK addresses and overseas, including post and packing) each accommodating one volume of *PW*. Please state the year and volume number for which the binder is required.

Send your orders to Post Sales Department, IPC Magazines Ltd., Lavington House, 25 Lavington Street, London SE1 0PF.

All prices include VAT where appropriate. Please make cheques, postal orders, etc., payable to IPC Magazines Limited.

## COPYRIGHT

© IPC Magazines Limited 1980. Copyright in all drawings, photographs and articles published in *Practical Wireless* is fully protected and reproduction or imitation in whole or in part is expressly forbidden.

All reasonable precautions are taken by *Practical Wireless* to ensure that the advice and data given to readers are reliable. We cannot however guarantee it and we cannot accept legal responsibility for it. Prices are those current as we go to press.

## □ NEWS & VIEWS

20 News . . . News . . . News . . .

30 PW QSL Card Announcement

31 Hotlines . . . . . Ginsberg  
Recent Developments in Electronics

35 Kindly Note  
Burglar Alarms—3, January 1980

36 Special Product Report  
Fluke 8022A Digital Multimeter

41 Letters  
Comments from *PW* readers

48 Production Lines . . . . . Alan Martin  
Information on the latest products

56 Radio Special Product Report  
Yaesu FT-7B h.f. mobile transceiver—1

## □ FOR OUR CONSTRUCTORS

22 PW "Nimbus"—1 . . . . . M. Tooley & D. Whitfield  
A modular 2-metre transceiver system

38 Model Radio Control—4 . . . . . J. Burchell & W. S. Poel  
Electronic speed controller

42 Dual Trace Unit—2 . . . . . Ian Hickman  
Extend the facilities of your *PW* Purbeck Oscilloscope

52 Ideas Department  
Logic Lamp Dimmer. Signal Injector.  
Sound Effects Generator. Automatic Clock Dimmer

55 Tweeter Attenuator . . . . . T. P. Hopkins  
Balance your home-built hi-fi speakers

62 A Battery Eliminator . . . . . W. J. Mainwaring  
A "mains-powered" replacement for a PP9

## □ GENERAL INTEREST

32 Hi-Fi Glossary—5 . . . . . G. J. King  
All you wanted to know about hi-fi jargon

50 The Vintage Years of Radio . . . . . Chas E. Miller  
A nostalgic look at the early days

63 IC of the Month . . . . . Brian Dance  
The TL496 dual regulator

66 On the Air  
Amateur Bands . . . . . Eric Dowdeswell  
Medium Wave DX . . . . . Charles Molloy  
Short Wave Broadcasts . . . . . Charles Molloy  
VHF Bands . . . . . Ron Ham

## ☆ FREE THIS MONTH

PW Databcard—Resistors & Capacitors

Our April issue will be published on 7 March  
(for details see page 37)

# ELECTROVALUE CATALOGUE 10 HAD YOURS YET?

Our computer has already selected thousands of our customers to whom our new catalogue has automatically been sent. If you would like a copy too, simply send us your name and address. It's

## FREE

(You don't even have to pay postage in U.K.)

### IT'S A GOOD DEAL BETTER FROM ELECTROVALUE

#### ● We give discounts

on C.W.O. orders, except for a few items market Net or N in our price lists.

**5%** on orders, list value £10 or more

**10%** on orders list value £25 or more.

Not applicable on Access or Barclaycard purchase orders.

#### ● We pay postage in U.K.

on C.W.O. orders list value £5 or over. If under, add 30p handling charge.

#### ● We stabilise prices.

by keeping to our printed price lists which appear but three or four times a year.

#### ● We guarantee

all products brand new, clean and maker's spec. No seconds, no surplus.

● Appointed distributors for SIEMENS, VERO, ISKRA, NASCOM and many others.

### OUR NEW CATALOGUE No 10

Full 128 pages. Thousands of items. Improved classification for easier selection. Valuable working information. Illustrations. Separate quick-ref price list.

## ELECTROVALUE LTD

#### HEAD OFFICE (Mail Orders)

28(A) St. Judes Road, Englefield Green, Egham, Surrey TW20 0HB. Phone: 33603 (London prefix 87. STD 0784) Telex 264475.

#### NORTHERN BRANCH (Personal Shoppers Only)

680 Burnage Lane, Burnage, Manchester M19 1NA. Phone: (061) 432 4945.

## CHORDGATE LTD. SWINDON

### SILICON TRANSISTORS FULL SPEC.

TIP31B 25p comp. TIP32B 25p, 5 pairs £2.00 or 10 either type £2.00. 2N3707 gen. pur. NPN 10 for 50p. 2N5293 NPN 75V 4A TAB collector 20p 10 for £1.75. TIP34A PNP 60V 10A 40p 10 for £3. 1N914 25p 10 for 60p. BD525 30p comp. BD526 30p useful up to 50MHz. 5 pairs £2.50 10 either type £2.50.

Fairchild FND10 7 seg. displays 0-15" red common cathode 60p.

Pye dynamics thick film 1MHz clocking oscillator, 5 volt supply, drives 1 TTL load 60p.

368-640KHz XTAL PCB MTG HCU ÷ 2<sup>10</sup> = 360Hz 75p.

444-8KHz XTAL wire end £1.95.

Beehive trimmer 3-30PF 10 for 50p.

1.5-2.5PF min trimmer 5mm × 5mm HOR MTG 12p 10 for £1.

Stettner 3-15PF CER trimmer 10mm dia. vert. MTG 15p 10 for £1.20.

Denco transistor 1FTs interstage 1FT13 60p. 1FT14 Det. output 60p 470KHz.

10 MFD 6-3V tantalum caps bead type 7p. 10 for 60p.

1 MFD 15V tantalum min caps 4mm × 1.5mm 8p. 10 for 70p.

As above 2-2 MFD 5mm × 1.5mm 8p. 10 for 70p.

Colvern 1 watt wire wound pots 25R, 100R, 1K, 2K, 2.5K, 10K, 30K, 40p. 10 for £3. State value.

Electrolytic caps single end tag. 680 MFD 63V 60p. 4700 MFD 16V 60p. 6800 MFD 10V 60p. 15000 MFD 10V 60p. Screw terminal 4700 MFD 40V 60p.

6F10 stud rect. 100V P.I.V. 6A 25p. 4 for 80p.

LA4245 mullard core 15p.

Mullard pot cores. All supplied with data sheet. LA1 50p. LA2 60p. LA4 70p. LA7 80p.

Waveform generator kit. PCB and all components to build 20Hz-20KHz generator with sine square and triangle outputs. 10-30V supply, complete with data sheet £9.95. (8038 Based).

For all above supplies add 35p post and packing. Orders over £4.00 post and packing inclusive.

Printed circuits detailed below add 35p post and packing 1-3 boards. Larger quantities post and packing inclusive.

PCB contains 2 IP 10W wafer switches. 2 × 7440 I/C 2 × 74141 I/C. Various logic I/Cs 1N4148s and over 50 components 70p.

PCB with GEC G424 triac control I/C. 2 SGS transistors. Three 9 watt WW resistors and 12 other components supplied now with G424 data and application sheet £1.00.

PCB with 4 × 0-1 MFD 1000V caps 2 pre-sets, 1 bridge rect., 4 × 1N4007, 9 resistors 70p.

PCB with 2 × 741. 2N4921 and over 40 other components and multiturn 20K pot 70p.

PCB with 8 × BC107 8 × BCY70 4 pre-set pots and over 70 other components 80p.

Special bargain 10 Kilo inclusive of packing parcel of PCBs, resistors, capacitors, etc. etc. and items not listed above £5.50.

Avo in circuit transistor tester type TT169 complete in case with instructions for testing transistors diodes and SCRs £17.50. Excellent condition fully tested.

(Dept B.) 194 A DROVE ROAD, SWINDON, WILTS.

ALL OUR PRICES INCLUDE VAT

28 PIN I/C holder 20p.

30 turret tags 50p.

500 OHM multi-turn PCB MTG pot 20p. 10 for £1.50.

Airflow Developments snail blower 110V 50Hz £4.50.

Citenco 48V motor with right angle drive geared for 4 R.P.M. torque 24 oz-ins.  $\frac{3}{8}$ " round or for  $\frac{5}{32}$ " square shaft £9.50.

Honeywell plastic snap panel MTG push button DP/CO switch, latch or non latch 15p. 10 for £1.25. State type.

Alma push button reed switch ideal for keyboard 30p. 10 for £2.50.

Min. glass reed switches 20mm length 10 for 60p.

Mercury battery 1-35V 1000 MA/H 16mm dia. 16mm high 15p. 10 for £1.20.

LM324N quad op-amp I/C 60p.

LM1303N stereo pre-amp I/C 60p.

SN76110 P.L.L. FM stereo multiplex decoder I/C 75p.

0-2" red LEDs 12p. 10 for £1.00.

0-125" red LED 12p. 10 for £1.00.

4-7V 400 MW zener 6p. 10 for 50p.

13V 400 MW zener 6p. 10 for 50p.

Min cermet trimmers HOR MTG 220R and 10K 15p. 10 for £1.20. State value.

$\frac{1}{2}$ W carbon resistors, 100 packed in manufacturers cartons. 15R, 39R, 47R, 150R, 560R, 2-K, 22K, 68K, 100K, 50p per carton. State value.

Resistor pack 200 assorted 70p.

Min electrolytic pack approx. 100 assorted values, few types unmarked 75p.

Waveform generator kit. PCB and all components to build 20Hz-20KHz generator with sine square and triangle outputs. 10-30V supply, complete with data sheet £9.95. (8038 Based).

For all above supplies add 35p post and packing. Orders over £4.00 post and packing inclusive.

Printed circuits detailed below add 35p post and packing 1-3 boards. Larger quantities post and packing inclusive.

PCB with 4 BD253A or 2N5838 (500V VCB 6A HFE 15) 5 wire wounds. Zeners diodes and 2 wound pot cores £1.00.

PCB with LM309 5 volt reg. 7 reed relays 45 logic I/Cs 8 voltage comparators 2 × MJ410 200V NPN. 2 × 7490, 2 × 7442 SCRs, 4 multiturn pots. Total of over 200 items £1.75.

Parcel of 1 each of above 7 PCBs £5.95. Post and packing inclusive.

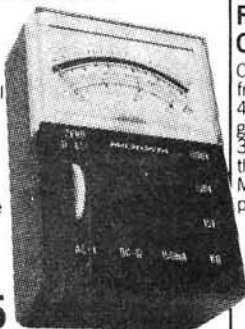
Audio amp PCB with 2 × BFY50 1 BFX29 and output pair of 2N5293. 2N5293 rated at 36 watt max dissipation. Circ. dia. supplied £1.75 or 2 for £3.00. Post and packing inclusive.

# MORE BIG VALUE FROM YOUR TANDY STORE

## 1000 OHMS/VOLTS AC/DC 8 RANGES

Handy multimeter for home and work-shop. Easy-to-read two colour 5cm meter, pin jacks for all 8 ranges. Reads AC and DC volts: 0-15-150-1000 DC current: 0-150 mA. Resistance: 0-100,000 ohms. Accuracy:  $\pm 3\%$  full scale on DC ranges,  $\pm 4\%$  on AC ranges. Complete battery. 22-027. REG. PRICE

**£6.95**



## 6-DIGIT FREQUENCY COUNTER

Counts frequencies from 100 Hz to over 45 MHz with 100 mS gate time. Accuracy is 3 ppm at 25°C or less then  $\pm 30$  Mhz on 10 MHz! Overload-protected 1-meg input. Sensitivity, 30 mV up to 30 MHz. Reg. 9V battery. 22-351. REG. PRICE

**£79.95**



## MULTITESTER

Dual FET input for accuracy and minimum loading. 11.5cm mirrored scale. DC volts, 0-1-3-10-30-100-300-1000. DC current 0-100 a. 0-3-30-300 milliamp. Resistance 0-30-300-3k-30k-1 megaohm. 0-100-1k-10 IC-100K-3 megaohms. Reg. 9V battery. 22-209.

REG. PRICE


**£29.95**



## TRANSISTORIZED SIGNAL TRACER

Spot circuit troubles and check RF, IF and audio signals from aerial to speaker on all audio equipment. With 9V battery, instructions. 22-010.

REG. PRICE **£9.95**



## DIGITAL IC LOGIC PROBE

Unique circuitry makes it a combined level detector, pulse detector and pulse stretcher. Hi-LED indicates logic "1". Lo-LED is logic "0". Pulse LED displays pulse transitions to 300 nanoseconds, blinks at 3 Hz for high frequency signals (up to 1.5 MHz). Input impedance: 300K ohms. With 36" power cables. 22-300.

REG. PRICE **£19.95**



## SIGNAL INJECTOR


For RF, IF, AF circuits. Maximum accuracy. Easy pushbutton operation. Needs two "AA" batteries. 22-4033.

REG. PRICE **£2.79**

## AC/DC CIRCUIT TESTER

Accuracy in 1-300 volts ranges. Safe in live/dead circuits. Needs two "AA" batteries. 22-4034.


REG. PRICE **£1.99**



## REALISTIC DX 300

General coverage receiver. Quartz-synthesised tuning, digital frequency readout. 3-step RF Attenuator. 6-range preselector with LED indicators. SSB and CW demodulation. Speaker. Code oscillator. Batteries (not included) or 12V DC. 20-204.

REG. PRICE **£229.95**



## DYNAMIC TRANSISTOR CHECKER

Shows current gain and electrode open and short circuit. Tests low, medium or high power PNP or NPN types. Go/no-Go test from 5-50mA on power types. 22-024.

REG. PRICE **£9.95**



## VARIABLE POWER SUPPLY

Power project boards, IC's, other low-voltage DC equipment. Load regulation: less than 450mV at 1 amp at 24V DC. Ripple: less than 25mV. Maximum output current: 1.25 amps. Switchable colour-coded meter reads 0-25V. DC and 0-1.25 amps. Three-way binding posts take wires, banana plugs or dual banana plugs with 0.75" centres. For 220/240V AC. 22-9123

REG. PRICE **£35.95**



You save because we design, manufacture, sell and service. Tandy have over 7,000 stores and dealerships worldwide. Over 2,500 products are made

specifically for or by Tandy at 16 factories around the world. The quality of our products has been achieved by over 60 years of continuous technological advancement.

KNOWN AS RADIO SHACK IN THE U.S.A. MAKERS OF THE WORLD'S BIGGEST SELLING MICROCOMPUTER TRS80

# TANDY

The largest electronics retailer in the world.

Offers subject to availability. Instant credit available in most cases.

OVER 170 STORES AND DEALERSHIPS NATIONWIDE.



## TANDY DEALER

Most items also available at Tandy Dealers. Look for this sign in your area.




Access, Barclaycard and Trustcard welcome. Prices may vary at individual stores.

# STARCHASER 4000

## THE NEW FOUR CHANNEL LIGHTING CONTROLLER

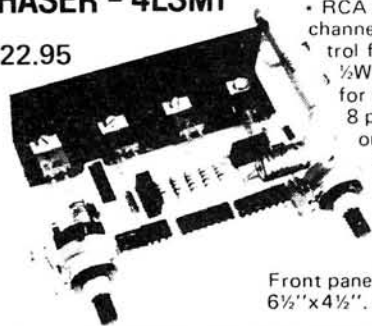
- 4 channels 750W each ● over 1000 different sequence patterns and effects ● 3 alternative sound triggers
- A.G.C. ● simulated strobing ● zero reference triac firing ● superb TUAC quality and reliability

£99.00 inc. VAT.



### 4 CHANNEL SOUND TO LIGHT SEQUENCE CHASER - 4LSM1

£22.95



- RCA 8A Triacs • 1000W per channel • Switched master control for sound operation from 1/2W to 125W • Speed control for fixed rate sequence from 8 per minute to 50 per second • Full logic integrated circuitry with optical isolation for amplifier protection.

Front panel, size: 6 1/2" x 4 1/2". £7.75.



### 3 CHANNEL AUTO SOUND TO LIGHT - AFL 6

£17.50



- RCA 8 amp Triacs • 500W per channel • 2 channels flip flop, 1 channel sound to light • Fully automatic via built in mic • No connection to amplifier necessary.

NEW

SEND FOR OUR FREE 28 PAGE CATALOGUE, PLEASE ENCLOSE A STAMP

TUAC



# TUAC

TUAC Ltd., 119 Charlmont Road, SW17.  
Tel: 01-672 3137/9080  
PRICE INCLUDES VAT. P+P FREE

TO ORDER BY POST. Make cheques/P.O.s payable to TUAC LTD. or quote Access/Barclaycard No. and post to TUAC LTD., 119 Charlmont Road, London SW17 9AB. We accept telephone orders from Access/Barclaycard Holders. Phone 01-672 9080.

### TUAC MAIN DISTRIBUTORS (Callers Only)

Birmingham, George Matthews, 85/87 Hurst Street, (Tel: 622 1941).  
London, Garland Bros., Deptford Broadway, (Tel: 01-692 4412).  
London, Session Music, 163 Mitcham Road, Tooting, (Tel: 01-672 3413) Mon-Sat 10am to 5.30pm. Closed Wed.  
Luton, Luton Disco Centre, 88 Wellington Street, (Tel: 411733).  
Manchester, A1 Music, 88 Oxford Street, (Tel: 236 0340).  
Middlesbrough, Salcoglen, 43 Borough Road, (Tel: 242851).  
Watford, Component Centre, 7 Langley Road, (Tel: 45335)

### SUPERSOUND 13 HI-FI MONO AMPLIFIER

A superb solid state audio amplifier. Brand new components throughout. 5 silicon transistors plus 2 power output transistors in push-pull. Full wave rectification. Output approx. 13 watts r.m.s. into 8 ohms. Frequency response 12Hz-30KHz  $\pm$  3dB. Fully integrated pre-amplifier stage with separate Volume, Bass boost and Treble cut controls. Suitable for 8-15 ohm speakers. Input for ceramic or crystal cartridge. Sensitivity approx. 40mV for full output. Supplied ready built and tested, with knobs, escutcheon panel, input and output plugs. Overall size 3" high x 6" wide x 7 1/2" deep. AC 200 250V. PRICE £18.40, P. & P. £1.35.

### HARVERSON MODEL P.A. TWO ZERO

An advanced solid state general purpose mono amplifier suitable for Public Address system, Disco, Guitar, Gram, etc. Features 3 individually controlled inputs (each input has a separate 2 stage pre-amp). Input 1, 15mV into 47k. Input 2, 15mV into 47k (suitable for use with mic, or guitar etc). Input 3, 200mV into 1 meg. suitable for gram, tuner, or tape etc. All inputs plug into standard jack sockets on front panel. Output socket on rear of chassis for an 8 ohm or 16 ohm speaker. Output in excess of 30 watts music power. Very attractively finished purpose built cabinet made from black vinyl covered steel, with a brushed anodised aluminium front escutcheon. For ac mains operation 200/240 volts. Size approx. 12 1/2" wide x 5 1/2" high x 7 1/2" deep. Special introductory price £29.00 + £2.75 carriage and packing.



### "POLY PLANAR" WAFER-TYPE, WIDE RANGE ELECTRO-DYNAMIC SPEAKER

Size 11 1/2" x 14 1/2" x 1 1/2" deep. Weight 19oz. Power handling 20W r.m.s. (40W peak). Impedance 8 ohm only. Response 40Hz-20KHz. Can be mounted on ceilings, walls, doors, under tables, etc., and used with or without baffle. Send S.A.E. for full details. Only £8.80 each + p. & p. (one £1, two £1.25). Now available in 8" round version. 10 watts RMS 60Hz 20KHz £6.30. P. & P. (one 72p, two 82p).

STEREO MAGNETIC PRE-AMP. Sens. 3mV in for 100mV out. 15 to 35V neg. earth. Equ.  $\pm$  1dB from 20Hz to 20KHz. Input impedance 47K. Size 12 1/2" x 5 1/2" H. £3.20 + 22p P. & P.

### MAINS OPERATED SOLID STATE AM/FM STEREO TUNER




200 240V Mains operated Solid State FM AM Stereo Tuner. Covering M.W. A.M. 540-1605 KHz VHF/FM 88-108 MHz. Built-in Ferrite rod aerial for M.W. Full A.F.C. and A.G.C. on AM and FM. Stereo Beacon Lamp Indicator. Built in Pre-amps with variable output voltage adjustable by pre-set control. Max o.p. Voltage 600mV RMS into 20K. Simulated Teak finish cabinet. Will match almost any amplifier. Size 8 1/2" w x 4" h x 9 1/4" d approx.

LIMITED NUMBER ONLY at £29.00 + £1.65 P. & P.

### 10/14 WATT HI-FI AMPLIFIER KIT

A stylishly finished monaural amplifier with an output of 14 watts from 2 EL84s in push-pull. Super reproduction of both music and speech with negligible hum. Separate inputs for mike and gram allow records and announcements to follow each other. Fully shrouded section wound output transformer to match 3 1/2  $\Omega$  speaker and 2 independent volume controls, and separate bass and treble controls are provided giving good lift and cut. Valve line up 2 EL84s, ECC83, EF86 and E280 rectifier. Simple instruction booklet 50p + SAE (Free with parts). All parts sold separately. ONLY £18.40, P. & P. £1.55. Also available ready built and tested £22.50, P. & P. £1.55.



### STEREO DECODER MK.II

SIZE: 1 1/2" x 2 5/16" x 1 1/2" ready built. Pre-aligned and tested for 10-16V neg. earth operation. Can be fitted to almost any FM VHF radio or tuner. Stereo beacon light can be fitted if required. Full details and instructions supplied £7.00 plus 22p P. & P. Stereo beacon light if required 40p extra.

Mullard LP1159 RF IF module 470KHz £2.50 + P. & P. 22p. Full specification and connection details supplied.  
Pye VHF FM Tuner Head covering 88-108MHz 10-7 MHz I.F. output. 7.8V + earth. Supplied pre-aligned, with full circuit diagram with precision-ganged F.M. gang and 323PF + 323PF A.M. Tuning gang only £3.40 + P. & P. 40p.

VYNAIR & REXINE SPEAKERS & CABINET FABRICS app. 54 in. wide. Our price £2.30 yd. length. P. & P. 55p per yd. (min. 1 yd). S.A.E. for samples.

### HARVERSON SUPER SOUND 10 - 10 STEREO AMPLIFIER KIT

A really first-class Hi-Fi Stereo Amplifier Kit. Uses 14 transistors including Silicon Transistors in the first five stages on each channel resulting in even lower noise level with improved sensitivity. Integral pre-amp with Bass, Treble and two Volume Controls. Suitable for use with Ceramic or Crystal cartridges. Very simple to modify to suit magnetic cartridge—instructions included. Output stage for any speakers from 8 to 15 ohms. Compact design, all parts supplied including drilled metalwork, high quality ready drilled printed circuit board with component identification clearly marked, smart brushed anodised aluminium front panel with matching knobs, wire, solder, nuts, bolts—no extras to buy. Simple step by step instructions enable any constructor to build an amplifier to be proud of. Brief specification: Power output: 14 watts r.m.s. per channel into 5 ohms. Frequency response:  $\pm$  3dB 12-30,000 Hz Sensitivity: better than 80mV into 1M  $\Omega$ . Full power bandwidth:  $\pm$  3dB 12-15,000 Hz. Bass boost approx. to  $\pm$  12dB. Treble cut approx. to  $\pm$  16dB. Negative feedback 18dB over main amp. Power requirements 35V at 1.0 amp. Overall Size 12" w. 8" d. 2 1/4" h. Fully detailed 7 page construction manual and parts list free with kit or send 25p plus large S.A.E. AMPLIFIER KIT £14.95 P. & P. 88p (Magnetic input components 33p extra)  
POWER PACK KIT £6.20 P. & P. £1.05  
CABINET £6.20 P. & P. £1.05  
SPECIAL OFFER—only £25.80 if all 3 items ordered at one time plus £1.40 p. & p.  
Full after sales service  
Also avail. ready built and tested £32.20, P. & P. £1.65.

### HARVERSON STEREO 44

A solid state stereo amplifier chassis, with an output of 3-4 watts per channel into 8 ohm speakers. Using the latest high technology integrated circuit amplifiers with built in short term thermal overload protection. All components including rectifier smoothing capacitor, fuse, tone control, volume controls, 2 pin din speaker sockets & 5 pin din tape rec. play socket are mounted on the printed circuit panel, size approx. 9 1/2" x 2 1/4" x 1" max. depth. Supplied brand new & tested, with knobs, brushed anodised aluminium 2 way escutcheon (to allow the amplifier to be mounted horizontally or vertically) at only £10.40 plus 55p P. & P. Mains transformer with an output of 17V a/c at 500mA can be supplied at £2.15 + 44p P. & P. if required. Full connection details supplied.

All prices and specifications correct at time of press and subject to alteration without notice.

PLEASE NOTE: P. & P. CHARGES QUOTED APPLY TO U.K. ONLY. SEND SAE WITH ALL ENQUIRIES.

## HARVERSON SURPLUS CO. LTD.

(Dept. P.W.) 170 MERTON HIGH ST., LONDON, S.W.19.  
A few minutes from South Wimbledon Tube Station.

Open 9.30-5.30 Mon. to Fri. 9.30-5 Sat. Closed Wed.

Tel.: 01-540 3985

MON-SAT  
9.30-6.00  
Continuous

# C.T. ELECTRONICS (ACTON) LTD.

Registered in England 1179820

267 & 270 ACTON LANE, LONDON W4 5DG 01-994-6275

## TRANSISTORS

AC128	30p	BFY51	24p
AC128/187		BU208	200p
Matched	60p	MJ2955	95p
AC187	30p	MPSA12	26p
AC188	30p	TIP29C	42p
AD149	—	TIP30C	48p
AD161/2	75p	TIP31C	49p
AF124	50p	TIP32C	53p
AF139	70p	TIP41C	88p
BC107	12p	TIP42C	90p
BC108	11p	ZTX300	15p
BC109	11p	ZTX500	15p
BC143	24p	2N2219	26p
BC147/8	9p	2N2222	18p
BC157/8	11p	2N2904	26p
BC182/4	11p	2N2906	21p
BC212/4	11p	2N3053	30p
BC547	11p	2N3054	65p
BC557	11p	2N3055	65p
BD131	42p	2N3702	—
BD132	44p	2N3704	—
BD139	42p	2N3772	160p
BD140	44p	2N3773	180p
BFR39	28p	2N3820	39p
BFR79	28p	2N3821	55p

## DIODES

AA217	10p	5A 100V	80p
BB205	35p	30A 50V	225p
BY103	12p	<b>THYRISTORS</b>	
BY127	14p	TIC44	40p
BY238	40p	2N5060	40p
BY182	110p	2N5061	45p
IN4001	7p	C106B	35p
IN4004	8p	C106D	60p
IN4006	8p	2N4444	120p
IN4007	9p	10A 400V Stud	115p
IN5400	14p	*BT106	100p
IN5404	18p	<b>TRIACS</b>	
IN5407	20p	6A 400V	70p
6A-200V	25p	8A 400V	80p
10A-200V	30p	10A 400V Stud	90p
10A-400V	45p	<b>LEDS</b>	
<b>BRIDGES</b>		0-2 Red	13p
1A 100V	25p	0-2 Green	16p
1A 200V	30p	0-2 Yellow	23p
1A 600V	45p	0-125 Red	15p
2½A 100V	50p	0-125 Green	18p
4A 100V	70p	0-125 Yellow	25p

## LINEARS

CA3020	200p	TBA810	110p
CA3130	95p	TBA820	90p
CA3140	45p	*741	18p
LM301	30p	*725	200p
LM308	60p	*555	25p
LM324	53p	*747	86p
LM380	100p	<b>REGS</b>	
LM3900	70p	7805	85p
MC1303	120p	7905	95p
MC1310	140p	7812	85p
MC1456	140p	7812	95p
MC1458	40p	LM309	150p
SN76013N	140p	LM326	150p
SN76110	100p	LM723	40p
SN76660	60p	<b>ZENERS</b>	
SN76131	100p	400mW	
TAA550	40p	(BZY88 etc)	10p
TAA621	200p	1-3W (BZX61)	16p
TAA700	275p	10W Studs	50p
TBA800	100p		

## I.C. SOCKETS

8 pin	13p	Linears	
14 pin	14p	741	15p
16 pin	15p	555	25p
18 pin	28p	LM301	30p
22 pin	30p	LM380	100p
28 pin	40p	LM3900	100p
40 pin	50p	CA3140	50p
		78 regs	85p
		79 regs	95p
<b>Integrated Circuits</b>		TBA800	100p
All standard CMOS/TTL		TBA810	110p
in stock.			

## VEROBOARD

0-1 inch copper	
2½ × 3-75	53p
2½ × 5	62p
3-75 × 3-75	62p
3-75 × 5	69p
17 × 2½	186p
17 × 3-75	240p
0-1 inch plain	
2½ × 3-75	38p
3-75 × 5	59p
3-75 × 17	157p
0-15 inch copper	
2½ × 3-5	47p
2½ × 5	56p
3-75 × 5	78p
3-75 × 17	208p
VQ dip board	117p
Veropins for 0-1 or 0-15	38p/100
Small Vero plastic box (5 × 3½ × 1½)	69p
Large Vero plastic box (7 × 4½ × 2½)	126p
Verocases (7½ × 5 × 2½)	351p
Veropins (0-1 pitch)	39p/100p
Vero dip breadboard (3p)	291p

## CAPACITORS ELECTROLYTICS

8 - 8 500V	40p
32 - 16 350V	50p
32 - 32 450V	55p
50µF 450V	45p
600µF 300V	125p
400µF 350V	125p
1000/25 ax	30p
2200/25 ax	40p
4700/25 can	45p

## COMPUTER GRADE

2200/100	100p
4700/75	120p
Large range higher values, ring for details	

## RESISTORS

Metal Oxide 2%	
TR4 (½W)	4p
TR5 (½W)	4p
TR6 (1W)	8p
TR8 (2W)	12p
<b>Discount on 100's/1000's</b>	
PT10/15 horiz/vert presets	10p
PT10 cermet	15p
Plessey MPD moulded track presets	15p
Bourns trimpots, all values	50p
Midget pots log/lin	30p
Double gang pots	65p
Switched pots	50p
Double gang switched	95p
1W wirewound pots	40p
3W wirewound pots	60p
5W wirewound pots	80p
1Ω to 100K	

## CMOS

4000UB	0.17	4027B	0.44	4075B	0.20
4001UB/8	0.17	4028B	0.77	4076B	1.17
4002UB/8	0.17	4029B	1.03	4077B	0.39
4006B	1.04	4032B	0.89	4078B	0.20
4007UB	0.18	4034B	1.71	4081B	0.20
4008B	0.87	4040B	0.97	4082B	0.20
4011UB/8	0.18	4043B	0.88	4093B	0.50
4012UB/8	0.20	4044B	0.84	40160B	1.19
4013B	0.43	4049UB	0.50	40161B	1.19
4014B	0.83	4050B	0.43	40162B	1.19
4015B	0.83	4051B	0.82	40163B	1.19
4016B	0.48	4052B	0.82	40174B	0.85
4017B	0.79	4053B	0.82	40175B	0.86
4018B	0.83	4066B	0.55	40194B	1.19
4020B	1.11	4068B	0.20	4510B	1.01
4021B	0.90	4069UB	0.20	4511B	1.25
4022B	0.82	4070B	0.46	4512B	0.91
4023UB/8	0.18	4071B	0.20	4516B	1.01
4024B	0.70	4072B	0.20	4518B	0.97
4025UB/8	0.20	4073B	0.20	4528B	0.80

## TRANSFORMERS

6V 250mA	110p
6-0-6 100mA	120p
9-0-9 175mA	120p
12V 130mA	75p
12V 1A	200p
12-0-12 300mA	140p
15-0-15 400mA	110p
17V 300mA	150p
18V 2A	280p
20-0-20V 1A	250p
0-2-4-6-8-10V 5A	600p
30-25-0-25-30 1-7A	500p
Small audio transformers	50p each
D.C. resistance ratios	
150R:150R	
120R:120R	
8R:2R	
500R:150R	
R.S. 500VA isolating transformers 240V primary 110, 240V out.	£15 each

## BOXES

ALUMINIUM				
(Ins)	L	W	H	Each
AB7	5½	2½	1½	.70
AB8	4	4	1½	.70
AB9	4	2½	1½	.70
AB10	4	5½	1½	.70
AB11	4	2½	2	.85
AB12	3	2	1	.70
AB13	6	4	2	1.00
AB14	7	5	2	1.20
AB15	8	6	3	1.55
AB16	10	7	3	1.75
AB17	10	4½	3	1.45
AB18	12	5	3	1.75
AB19	12	8	3	2.40
<b>BLUE REXINE COVERED</b>				
RB1	6½	4½	2½	1.45
RB2	8	5	3	1.70
RB3	9	5	3½	1.80
RB4	11	6	4	2.40
RB5	11	7½	4½	2.70

## SERVICE AIDS AND CONNECTORS

Switch cleaner 702	80p
Electrotube plus 2X	45p
Dolo etching pens	100p
Solda mop	60p
Anti static (702)	45p
500g Ersin Multicore 60/40	600p
Antex 25W, 15W CCN Irons	415p
Antex bits for above	60p

## SPECIAL PURCHASES

D25 multiway connectors, brand new, with shells male or female	£1.50p each
3¼ Veroracks with guides and connectors	£6 each
5¼ Veroracks with guides and connectors	£5 each
5V 6A switched mode PSU's by Zirkon, brand new and bored	£18
4-16 volt switched mode variable PSU's by Zirkon, brand new with manual	£18
Lambda 5V 3½A min. spec. PSU's, the best, brand new with manuals	£15 each

All prices NET - Add VAT at 15%

MAIL ORDER minimum goods £5.00 + postage & add VAT on total

Prices may be revised without notice - Please phone for confirmation, stocks & postage.

# All these advantages...

- Instant all-weather starting
- Smoother running
- Continual peak performance
- Longer battery & plug life
- Improved fuel consumption
- Improved acceleration/top speed
- Extended energy storage

## ..in kit form

SPARKRITE X5 is a high performance, top quality inductive discharge electronic ignition system designed for the electronics D.I.Y. world. It has been tried, tested and proven to be utterly reliable. Assembly only takes 1-2 hours and installation even less due to the patented 'clip on' easy fitting.

The superb technical design of the Sparkrite circuit eliminates problems of the contact breaker. There is no misfire due to contact breaker bounce which is eliminated electronically by a pulse suppression circuit which prevents the unit firing if the points bounce open at high R.P.M. Contact breaker burn is eliminated by reducing the current by 95% of the norm.

There is also a unique extended dwell circuit which allows the coil a longer period of time to store its energy before discharging to the plugs. The unit includes built in static timing light, systems function light, and security changeover switch. Will work all rev counters.

**Fits all 12v negative-earth vehicles with coil/distributor ignition up to 8 cylinders.**

THE KIT COMPRISE EVERYTHING NEEDED

Die pressed case, Ready drilled, aluminium extruded base and heat sink, coil mounting clips and accessories. All kit components are guaranteed for a period of 2 years from date of purchase. Fully illustrated assembly and installation instructions are included.

Roger Clark the world famous rally driver says "Sparkrite electronic ignition systems are the best you can buy."



# Sparkrite

HIGH PERFORMANCE  
ELECTRONIC IGNITION

Electronics Design Associates,  
82 Bath Street, Walsall, WS1 3DE.



Electronics Design Associates, Dept. PW380  
82 Bath Street, Walsall, WS1 3DE. Phone: (0922) 614791

Name \_\_\_\_\_  
Address \_\_\_\_\_

Phone your order with Access or Barclaycard

Inc. V.A.T. and P.P.

QUANTITY REQ'D

I enclose cheque/PO's for

£

Cheque No.

Send SAE if brochure only required.

X5KIT £16.95

ACCESS OR BARCLAY CARD No.

# TUNE IN!

Build the World Famous  
**CHROMA~CHIME**



Give your friends a warm welcome

This kit has been carefully prepared so that practically anyone capable of neat soldering will have complete success in building it. The kit manual contains step by step constructional details together with a fault finding guide, circuit description, installation details and operational instructions all well illustrated with numerous figures and diagrams.

- Handsome purpose built ABS cabinet
- Easy to build and install
- Uses Texas Instruments TMS1000 microcomputer
- Absolutely all parts supplied including I.C. socket
- Ready drilled and legended PCB included
- Comprehensive kit manual with full circuit details
- No previous microcomputer experience necessary
- All programming permanently retained is on chip ROM
- Can be built in about 3 hours!
- Runs off 2 PP3 type batteries.
- Fully Guaranteed

ONLY  
**£9.95**  
+ 75p p&p  
UK ONLY

\* Save pounds on normal retail price by building yourself.

## TMS 1000N



—MP0027A Micro-computer chip  
available separately if required. Full  
24 tune spec device fully guaranteed.

This unique chip can be used not only for electronic door chimes but for other projects requiring musical output:

Car Horns  
Musical Boxes  
Amusement Machines  
Alarms  
Public Address etc

New low price only  
**£4.95** inc. p & p  
Free applications manual  
and data supplied with device!  
(Or 30p separately)

ALL CHROMATRONICS PRODUCTS SUPPLIED WITH MONEY BACK GUARANTEE  
PLEASE ALLOW 7-21 DAYS FOR DELIVERY  
Chromatronics, River Way, Harlow, Essex.

Please send me:  
TO: CHROMATRONICS, RIVER WAY, HARLOW, ESSEX.

NAME \_\_\_\_\_  
ADDRESS \_\_\_\_\_

I enclose cheque/PO value £ \_\_\_\_\_  
or debit my ACCESS/BARCLAYCARD account no. \_\_\_\_\_

Signature \_\_\_\_\_

# CHROMATRONICS

# NEW

# CONSTRUCTORS PACK 7

## ALL THE PARTS TO BUILD THE PE TRAVELLER CAR RADIO

\*EASY TO BUILD\* 5 PUSH  
BUTTON TUNING\* MODERN  
STYLING DESIGN\* ALL NEW  
UNUSED COMPONENTS  
\*6 WATT OUTPUT\* READY  
ETCHED & PUNCHED P.C.B.  
\*INCORPORATES  
SUPPRESSION CIRCUITS



The pack contains all the electronic components to build the radio, you supply only the wire and solder as featured in the Practical Electronics March issue.

The P.E. Traveller features pre-set tuning with five push button options, black illuminated tuning scale, with matching rotary control knobs, one, combining on/off volume and tone-control, the other for manual tuning, each set on wood simulated fascia.

The P.E. Traveller has a 6 watts output, negative ground and incorporates an integrated circuit output stage, a Mullard IF module LP1181 ceramic filter type, pre-aligned and assembled and a Bird pre-aligned push button tuning unit.

The P.E. Traveller fits easily in or under dashboards. Complete with instructions.

**£10.50** p&p  
**£1.50**

**CONSTRUCTORS PACK 7A**  
Suitable stainless steel fully retractable locking aerial and speaker (approx 6" x 4") is available as a kit complete.

**£1.95** Per Pack, p & p £1.00.  
Pack 7A may only be purchased at the same time as Pack 7.

**A FEATURED  
PROJECT IN  
PRACTICAL  
ELECTRONICS**

# RTVC

323 EDGWARE ROAD, LONDON W2. For Personal Shoppers Only.  
21B HIGH STREET, ACTON W3 6NG. Mail Order Only. No Callers.

Mon-Sat  
9.30am-5.30pm  
Closed Thursday




### 10 + 10 AMPLIFIER KIT

An opportunity to buy a 10 watts per channel stereo amplifier kit which is suitable for use with a ceramic cartridge. The amplifier utilises proven Mullard modules and is available at a very competitive price. The amplifier kit comes complete with instructions and includes: a Mullard LP1183 stereo preamplifier module, two LP1173 power amplifiers with integral heatsinks, a power supply, Zobel networks, front and back mounting panels, a finished fascia panel, all control potentiometers (bass, treble, volume and balance) switches, input, output and headphone sockets, wire, and an easily assembled wrap around cabinet to house the finished unit.


Size approximately  
9 1/4" x 8 1/4" x 4"

p&p £2.25 **£12.25**

### 50 WATT MONO DISCO AMP £30.60 p&p £2.70



Size approx. 13 1/2" x 5 1/4" x 6 1/4"  
50 watts rms. 100 watts peak output. Big features include two disc inputs, both for ceramic cartridges, tape input and microphone input. Level mixing controls fitted with integral push-pull switches. Independent bass and treble controls and master volume.



### 20 x 20 WATT STEREO AMPLIFIER

Viscount IV unit in teak simulate cabinet Silver finish rotary controls and pushbuttons with matching fascia, red mains indicator and stereo jack socket. Functions switch for mic magnetic and crystal pickups, tape tuner and auxiliary. Rear panel features fuse holder, DIN speaker and input sockets. 20 x 20 watts RMS 40 x 40 watts peak for use with 8 to 15 ohm speakers.

**£31.90**

£3.00 p&p

## Mullard

### AUDIO MODULES IN BARGAIN PACKS

CURRENT  
CATALOGUE  
PRICE  
AT OVER

**£25**  
PER PACK

SEE OUR PRICES

**1** PACK 1 2 x LP1173 10w RMS output power audio amp modules.  
+ 1 LP1182/2 Stereo pre amp for ceramic and auxiliary input  
OUR PRICE **£5.00**  
p&p £1.00

**2** PACK 2 2 x LP1173 10w RMS output power audio amp modules  
+ 1 LP1184/2 Stereo pre amp for magnetic, ceramic and auxiliary inputs  
illus. OUR PRICE **£7.65** p&p £1.00

**ACCESSORIES** Suitable mains power supply parts, consisting of mains transformer, bridge rectifier, smoothing capacitor and set of rotary stereo controls for treble, bass, volume and balance. **£3.00** plus £1.50 p&p

**Two Way Speaker Kit** Comprising of two 8" x 5" approx. 4 ohm bass and two 3 1/2" 15 ohm mid-range tweeter with two cross-over capacitors  
AVAILABLE ALSO TO PURCHASERS OF THE 10 + 10 AMPLIFIER KIT Per stereo pair plus £1.50 p&p **£4.05**

# RTVC

323 EDGWARE ROAD, LONDON W2  
21 HIGH STREET, ACTON W3 6NG


ACTON: Mail Order only. No callers  
**ALL PRICES INCLUDE VAT AT 15%**  
All items subject to availability. Price correct at and subject to change without notice.  
All enquires Stamped Addressed Envelope.

NOTE: Persons under 16 years not served without parent's authorisation.

ACCESSORIES ARE ONLY  
AVAILABLE TO THOSE  
CUSTOMERS WHEN BUYING  
OUR BARGAIN PACKS.

### 30x30 WATT AMPLIFIER IN KIT FORM

For the experienced constructor complete in every detail, same facilities as Viscount IV, but with 30x30 output 60x60 watts peak. For use with 4 to 15 ohms speakers **£31.50** p&p £3.00



### EMI SPEAKER BARGAIN

Stereo pair 350 kit. System consists of 13" x 8" approx. woofer with rolled surround, 2 1/2" approx. Audax tweeter, crossover components and circuit diagram. Frequency response 20 Hz to 20 KHz. Power handling 15 watts RMS. 20 watts max. 8 ohm impedance.

**£18.25**

Per stereo pair  
**£3.65** p&p



### BSR P200 £25.50

Belt drive chassis turntable unit semi-automatic, cueing device p&p £2.60  
Shure M75 6 Magnetic Cartridge to suit. **£7.95**



**BSR** Manual single play record deck with auto return and cueing lever. Fitted with stereo ceramic cartridge 2 speeds with 45 + p.m. spindle adaptor ideally suited for home or disco use. **£12.25** p&p £2.75

### BARGAIN OFFER

Ariston pick-up arm manufactured in Japan.

Complete with headshell. Listed price over £30.00.

**OUR PRICE**  
**£11.95**  
p&p £2.50

Personal Shoppers EDGWARE ROAD LONDON W2 Tel: 01-723 8432. 9.30am-5.30pm. Closed all day Thursday ACTON: Mail Order only. No callers. GOODS DESPATCHED TO MAINLAND AND N. IRELAND ONLY

# Eddystone

The Leaders in Short Wave

at **SONIC SOUND AUDIO**  
BRITAIN'S No.1  
AUDIO STORE

SOLE RETAIL  
DISTRIBUTORS  
FOR EDDYSTONE



Sonic Sound, the premier home entertainment store have now added yet another big name in the field of sound equipment to further enhance their prestige in London's centre of the audio/visual and Hi-Fi field in Tottenham Court Road.

Eddystone, at the top of the tree since short wave began, have now appointed Sonic Sound Audio as sole retail distributors in the United Kingdom.

Anyone even contemplating purchasing short wave equipment, be they looking for the best possible available for their Embassy, press department or home use, should visit or contact Sonic where they will be able to view and listen to the most comprehensive range of the latest short wave equipment on the market today.

Listen and choose in comfort at Britain's most up-to-date air conditioned sound demonstration studios. Full ranges of Hi-Fi, Video equipment, In-car and portables, etc., from all leading manufacturers; B & O, Sanyo, Sony, Hitachi, Pioneer, JVC.



THE COMMUNICATION CENTRE

**SONIC SOUND AUDIO**

248-256 TOTTENHAM COURT ROAD LONDON W1 TEL: 01-637 1908

**Eddystone**

A Marconi Group Company.



MAIL ORDER DEPT.

## CRESCENT RADIO LTD

1 ST. MICHAELS TERRACE, WOOD GREEN,  
LONDON N22 4SJ. 01-888 3206



"FLIP"

PUSH BUTTON HEADS OR TAILS

Complete kit and full instructions supplied. A pocket game, easy to build and great to play. KIT PRICE = £5.25 + 15% VAT. Post free.

75 OHM

2 1/2" (57mm) LOUDSPEAKER BARGAIN  
This ever popular many project loudspeaker. Only while stocks last. 90p + 15% VAT each.

**U.S.A. COAXIAL CONNECTOR**  
Standard coaxial male plug  
PL259  
Price 50p + 15% VAT

**PSI STABILIZED  
POWER SUPPLY**

240v AC input: Outputs:- 3, 6, 7.5 and 9 volts DC at maximum 400 ma. Three switches:- On-Off, Polarity Reversing and Voltage Change. Regulated to supply exact marked voltages from no load up to maximum current. Dimensions:- 5 x 3 x 2 1/2 inches. Only £7 + 15% VAT.

**MOBILE P.A. MICROPHONE**

For all outdoor P.A. Work. 50K ohms. On-off switch and volume control. Complete with curly lead. Incorporates unique built-in unwanted noise rejection mechanism. Price = £9 + 15% VAT.

**3 KILOWATT PSYCHEDELIC  
LIGHT CONTROL UNIT**

1000W lighting per channel, max. A 3 channel sound to light unit housed in a robust metal case, with a sensitivity control for each channel i.e. Bass, middle and treble. Full instructions make this unit easy to connect to your present amplifier. S.A.E. for spec. sheet.  
Still only £20.00 + 15% VAT.

**CR. 4110. DESOLDERING PUMP**

ONLY £6 + 15% VAT  
High suction pump with automatic ejection. Knurled, anti corrosive casing. Teflon nozzle.

**CR. LV1. 12V DRILL**  
£12.00p.

15% VAT  
BRITISH MADE "Versadrill", 12 volts DC. Compact battery operated power tool, sufficiently powerful to perform all the operations associated with 240v drills. Dimensions:- 150 x 50mm (dia).

**C.180-'KEYNECTOR' MAINS  
CONNECTOR**

Essential equipment for the showroom, workshop, factory, laboratory, home and hobby bench, the 'Keynector' provides quick, efficient and safe temporary mains connection.  
£6.25 + 15% VAT

**FOOTSWITCH C.338**

250v, 5 amp. Non-slip base. Lead with 2.5mm plug. Body dims:- 88 x 68 x 25mm.  
£3.75 + 15% VAT

**OHIO SCIENTIFIC SUPERBOARD 2**

We are the only people who include a free power supply and modulator kit in our special offer on Superboard 2.

50Hz model for British TV sets. Full key board and cassette interface and uses your TV as a VDU. 8K basic. 4K ram. Fully assembled £188 + 15% VAT, post free.

**SINCLAIR PRODUCTS**

PFM200 £51.95, case £3.40, adaptor £3.40, connector kit £11.27. Microvision TV £91.44, mains adaptor £6.88. PDM35 £29.76, mains adaptor £3.40, case £3.40. DM350 £71.82, DM450 £102.17, DM235 £51.95. Accessories for all 3 models:- rechargeable batteries £7.99, mains adaptor/charger £3.94, case £8.90. Enterprise prog calculator £19.95. New SC110 10MHz oscilloscope £144.95.

**COMPUTER GAMES**

Chess champion 6 £49.95, Chess challenger 7 £84, Voice chess challenger £227.95, Checker challenger 2 £46, Checker challenger 4 £84, Star chess £62. Grandstand video entertainment computer £79.95. Videocarts £12.60, Philips 7000 Videopak home computer £149, Videopaks £12.95, Atari Videocomputer £147, Cartridges £14.85 (except chess £43.95 and backgammon £33.95).

**TV GAMES**

Tank battles kit £8.34, AY-3-8500 chip £3.00, kit £4.26. Stunt cycle AY-3-8760 chip £13.71, kit £4.95, 10 game paddle 2 AY-3-8600 chip £10.25, kit £7.03. Racing car chip AY-3-8603 £13.63. Modified shield £5.28. Rifle kit £5.27. Colour generator kit £9.05.

**MAINS TRANSFORMERS**

6-0-6V 1 1/2A £2.60, 9-0-9V 75ma 76p, 1A £2.22, 2A £3.13, 12-0-12V 100ma 92p, 1A £2.80, 15-0-15V 1A £3.15.

**JC12 AND JC20 AMPLIFIERS**

Integrated circuit audio amplifier chips with data and printed circuits. JC12 6 Watts £2.08, JC20 10 Watts £3.14.

**CONTINENTAL SPECIALTIES PRODUCTS**

EXP300 £6.61, EXP350 £3.62, EXP325 £1.84, EXP650 £4.14, EXP48 £2.64, LP2 £20.70.

**PRINTED CIRCUIT MATERIALS**

PC etching kits:- economy £2.42, standard £4.46, 40 sq ins pcb 45p, 1 lb FeCl1 £1.30. Etch resist pens:- economy 50p, daflo 84p. Dymo bits 1.32" or 1mm 30p. Etching dish 92p. Laminate cutter 90p.

**S-DECS AND T-DECS**

S-Dec £3.79, T-Dec £4.59, u-DecA £4.69, u-DecB £7.16.

**BATTERY ELIMINATORS**

3-way types with switched output and 4 way multi-jack:- 3/4" 6V 100ma £2.38, 5/7 1/2V 300ma £3.14, 100ma radio types with press stud connectors 9V £3.57, 6V £3.57, 4V £3.57, 9-9V £4.79, 6-6 £4.79, 4 1/2-4 1/2V £4.79. Cassette recorder mains unit 7 1/2V 100ma with 5 pin din plug £3.57. Fully stabilized type 3/6 7/8V 400ma £5.89. Car converters 12V dc input, output 9V 300ma £1.19, output 7 1/2V 300ma £1.19, output 3/4 1/2 6V 7/8 12V 800ma £2.66.

**BATTERY ELIMINATOR KITS**

100ma radio types with press-stud connectors 4 1/2V £1.49, 6V £1.49, 9V £1.49, 4 1/2-4 1/2V £1.92, 6-6V £1.92, 9-9V £1.92. Cassette type 7 1/2V 100ma with din plug £1.49. Heavy duty 13 way types 4 1/2 6/7 8 1/2 11 13 14 17 21 25 28 34 42V 1A £4.95, 2A £8.20. Car converter input 12V dc, output 6 7/8 9V 1A stabilized £1.35.

**STABILIZED POWER KITS**

The first price is the kit price without transformer, the bracketed price includes transformer. 8-way types 3/4 1/2 6/7 9 12 15 18V 100ma £1.74 (£2.50), 1A £3.18 (£5.30), 2A £4.17 (£7.30). Variable voltage modules 2-18V 100ma £2.12 (£2.98), 1-30V 1A £3.18 (£5.20), 1-30V 2A £4.98 (£11.24).

**BI-PAK AUDIO MODULES**

AL30A £4.08, PA12 £8.38, PS12 £1.58, TS38 £2.70, S450 £25.06, AL60 £5.06, PA100 £17.33, SPM80 £4.74, BMT80 £6.08, Stereo 30 £21.57, MA60 £38.27.

**COMPONENTS**

1N4148 0.5p, 1N4002 3.1p, 741 8 dl 18p, 723 14 dl 33p, NE555 8 dl 24p, bc183, bc213, bc547, bc549 4.9p, bc182, bc184, bc212, bc214, bc548 5.5p, tip31c, tip32c 36p, tip41c 40p, bd131, bd132 2.7p, plastic equiv bc72 5p, 5vcs 20mm 5mm cartridge 15, 25, 5, 1, 2, 3, 5 Amp quickblow 1p, anti-surge 36p, resistors 5% 1W E12 10R to 10M 1p, 0.8p for 50- of one value, polyester capacitors 250V 015, 068, 1mf 15p, 01mf 3.3p, 022 0.033 0.047 0.1 0.47mf 3.5p, 15, 22, 33, 47mf 4.7p, 47mf 9p, 1000mf 10p, zeners 400Wm £24, 2V7 to 33V 7p, preset pots subminiature 0.1W horiz or vert 100 to 4M 7p, potentiometers 1w 4K7 to 2M2 log or lin scale 27p, dual 7 1/2 1" red LEDs 9.7p, ic sockets 8 dl 8.7p, 14 dl 10.1p, 16 dl 12p.

**SWANLEY ELECTRONICS**

DEPT PW, 32 Golds Rd., Swanley, Kent BR8 8EZ.

Callers by appointment only. Please add 30p to the total cost of your order for postage. Prices include VAT unless stated. Lists 24p post free. Overseas customers deduct 13%. Official credit orders welcome.

# fidelity fastenings

## add a new dimension to your stereo enjoyment

### FF1

STEREO SPEAKER WALL MOUNTING KIT

- Vibration proof
- Swivel adjustment



FF1..... £6.89  
FF2..... £18.99  
FF3..... £19.99

These are recommended retail prices and include VAT at 15%.



FF2 STEREO SPEAKER FLOOR STANDS

- Unique speaker
- Tilt device
- Adjustable height

### FF3

ADJUSTABLE STEREO SPEAKER TROLLEYS

- Easy manoeuvrability
- Easy to fit and install



FIDELITY FASTENINGS LTD.  
The Ridgeway, Iwer  
Bucks SL0 9HW  
Tel: Iwer (0753) 654222

**WAVEMETER** Adm pattern LF wavemeter covers 10 to 30Kc in two ranges uses two plug in coils with direct calibration, absorption type with lamp ind. Also contains Tx 1100pf tuning cond this can be rebuilt for other capacities and spacings, the two coils contain large amount of silk covered copper wire all contained in polished wood case size 12x7x9 1/2" £10.50.

**AMPLIFIER MODULE** self contained plug in unit provides var gain up to 500 DC coupled, contains mains trans providing stab +20 & -20v supplies, good selection of 1% res, trim pots, transistors etc standard 230v/I/P £5.50.

**U.H.F. RX ASS** single chan crystal controlled with crystal for 243Mc/s dual conversion IFs 20.5 & 2Mc/s 11 min valves low imp O/P reqs 200v HT & 6.3 size 9x4 1/2 x 4" new cond £16.50.

**POWER UNIT INVERTOR** special purpose unit for 115v I/P contains 6 pot cores FX2240/42/43 types, 2x HV T0-3 power transis, 4x 400v 3 amp diodes, 8x BC107, 2x BFY52 (types may vary) 2x Thyristors inc 4 amp type, 3x 20mm panel fuse holders, elec conds, res, swt & zener diodes etc all in screened case size 9x3 1/2 x 4" with circ £4.50 or 2 for £8.

**RECORDING TAPE** 1/4" by Ampex 3600 ft on 10 1/2" spools new £7.50.

**RECEIVER UNIT** small high performance Rx uses 7 min valves covers 2.5 to 20Mc/s in 3 bands as RF stage, BFO, Volt Stab. with O/P for HR or Crystal phones direct freq cal with geared drive size 5x3 1/4 x 3 1/2" these req ext supplies of 180v DC HT 40Ma & 6.3v AC 1 amp supplied tested with circ & notes no ext case £25.

**TRANSMITTER ASS** 2/8Mc/s low power contains 500Ua meter, tuning cond, coils, swts, terminals etc complete in case with circ less valves £5.50.

**MAINS TRANS** 200/250v Prio Sec 340-250-0-250-340v at 210Ma LTs 6.3v at 5 amps twice & 5v Ct at 5 amps size inc term 5 1/4 x 4 3/4 x 6" these will do 700v DC at 250Ma with no LT load new boxed £9.50.

**RECEIVER UNIT** small battery operated covers 2 to 8Mc/s in two band 4 valve superhet plus BFO in case direct freq cal O/P for low or high res phones with circ reqs 135v HT & 1.5v DC LT £13.50.

**AUDIO TEST SET CT373** bench test set comprises AF Osc 17C/S to 170Kc, AF VTVM & Distortion meter new cond further spec on request £65.

**CRYSTAL UNIT** dual 1 Mc/s & 100Kc with suggested circ £2.80.

**STANDARD CELLS** by Muirhead 1.01859 volts tested £5.75 H.F. RX R4187 & CONTROL BOX crystal controlled 24 chan Rx covers 2.8 to 18Mc/s intended for remote control dual conversion Rx with 2 RF stages, BFO, ML etc 15 miniature valves reqs ext supplies of 19 & 24v DC supplied with circs notes & suggested mods £25.

**TAPE RECORDERS** ex American services for 115v 50c/s supply 19" rack mounting uses 1/4" tape as 3 heads, 3 motors with servo controlled capstan drive speed 3 1/2" takes 7 1/2" spools, level meter, all controls on front panel weight about 30Kg valve amps 8 or 600 ohm O/P 600 ohm I/P £36.

**HEAVY DUTY SLIDE RESISTORS** 1 ohm 12 amps £5.75.

**METERS** 2" dia 0 to 40 amps DC with shunt £3.

**AUDIBLE WARNING UNIT** small warning unit for use on 12v DC size 1 1/2" dia about 8000c/s new £1 ea or 2 for £1.70.

**HELIPOT DIALS** two types 10tr to fit 3/8th bush 1/2" shaft £1.50 also 15tr type with lock by Beckman £2.50 Helipots 100K & 30K £1 ea or 50p ea if ordered with Dials.

**METERS** panel mounting type all moving coil 2 & 3" types 4 different for £4.

**IND UNIT** 100 special test set contains meter 5-0-5 Ua with linear scale 3" dia in deluxe carrying case size 10x8x7 1/2" with terminals etc £8.50.

**BLOWER UNITS** heavy duty single ended outlet 2 1/2 x 3 1/2" for 240v supply req ext cond new £11.50.

**MAINS TRANS** general purpose type 240v prio sec tapped 0, 12, 15, 20, 24 & 30v at 1 amp £3.50 or 2 amp type £4.60. Miniature types 9+9 or 15+15 or 20+20v all 3 Va per winding £2.40 ea all new.

**FANS EXTRACTOR** 230v 6" dia mount flange 7x8" new ex Adm £7.50.

**ARMY RECTIFIER UNITS** 200/250v I/P gives O/Ps of 12v DC at 3 amps twice complete in metal case okay for battery charger £13.

**TRANSISTOR INVERTORS** 12v DC I/P O/P 180v at 40 Ma or 425v at 120Ma DC also 6.3v DC 2.5 amps in case size 5x4x3" tested with circ £10.50.

Above prices include VAT & Carriage Goods ex equip unless stated new.

S.A.E. for enquiry or List 24.

## A. H. SUPPLIES

122 HANDSWORTH RD,  
SHEFFIELD S9 4AE

Phone 444278 (0742)

# Catronics

## SPECIAL COMPONENT PRICES

### 7400 TTL and LS

std N	LS	std N	LS	std N	LS	std N	LS
7400	14p	7430	17p	7496	64p	74166	144p
7402	15p	7432	29p	74107	35p	74170	197p
7403	15p	7440	19p	74121	30p	74174	106p
7404	16p	7442	62p	74123	56p	74175	85p
7406	32p	7447	62p	74126	59p	74177	89p
7408	18p	7473	34p	74132	—	74180	96p
7410	15p	7474	31p	74145	85p	74188	245p
7411	23p	7475	37p	74150	101p	74192	101p
7412	26p	7483	83p	74153	73p	74193	101p
7414	59p	7485	105p	74157	64p	74195	96p
7420	17p	7486	35p	74161	85p	74196	106p
7421	33p	7490	33p	74163	85p	74221	160p
7427	31p	7492	55p	74164	112p	74H00	37p
7428	40p	7493	33p	74165	119p	74H04	47p
						74H10	42p

All our i.c.s are brand new, fully guaranteed, mostly National and Texas  
Quantity discounts: £10 less 10%, £20 less 20%.

### LINEAR INTEGRATED CIRCUITS

CA3046	94p	SL613C	£3.86	SL1611	£1.60	TAD100	£1.98
LM309K	£2.02	SL620C	£4.60	SL1612	£1.60	TBA120	87p
LM342/6	65p	SL621C	£4.60	SL1613	£2.50	10A440	£3.48
LM380	£1.16	SL622C	£11.05	SL1621	£2.35	UL914	£1.60
LM1889	£3.05	SL623C	£8.15	SL1623	£2.95	555 Timer	30p
LM3900	93p	SL624C	£4.15	SL1626	£2.93	710 Op Amp	62p
SL301	£2.35	SL630C	£3.15	SL1630	£1.60	741 Op Amp	52p
SL439	£2.50	SL640C	£4.80	SL1640	£2.40	78L08	80p
SL610C	£3.10	SL641C	£4.80	SL1641	£2.27	7805	90p
SL611C	£3.10	SL1496	£1.00	SL6640	£5.12	7612	90p
SL612C	£3.10	SL1610	£1.60				

### SPECIAL FUNCTION I.C.s

AYS-1013-UART	£4.85	ICM7208 7 digit 2MHz Frequency Counter	£16.72
2102/26028-1024 Bit Memory	£1.30	ICM72160 8 digit 10MHz Frequency Counter	£20.92
2102-1B 500nS version of 2102	£1.95	ICM7226A 8 digit 10MHz Frequency Counter	£28.95
2112-2-4 x 256 Bit Memory	£3.73	LS7031 8 digit 5MHz Frequency Counter	£13.88
75107 Line receiver	£2.06	SFF9364E VDU 16 Lines, 64 characters/line	£13.75

ALL PRICES INCLUDE VAT  
but please add 30p min. postage.  
Access and Barclaycards welcome

CATRONICS LTD.

(Dept. 83) COMMUNICATIONS HOUSE,  
20 WALLINGTON SQUARE,  
WALLINGTON, SURREY SM6 8RG

Phone: 01-669 6700. Mon.-Fri. 9 a.m.-5.30 p.m. Sats. 1 p.m.

## CASIO WATCHES THE NEXT STEP FORWARD IN TIME. NEW LITHIUM BATTERIES LASTING UP TO 5 YEARS

### LATEST MODEL 83QS-27B

Displays hours, minutes, seconds, date AM/PM or Hrs, mins, secs Alpha day calendar, 4 year battery, 1/10th sec chronograph to 12 hrs with net, lap and 1st and 2nd place times, 24 hour alarm, stainless steel encased, mineral glass, water resistant to 66ft, optional hourly chime facility. Illustrated.



ONLY £26.95

**81QS-33B** as above with 5 year battery, plated case, water resistant to 66ft, 1/100th second chronograph 12 or 24 hour display, 24 hour alarm with chime facility

£26.95

**81CS-33B** as above two models with all stainless steel case. Water resistant to 100ft, mineral glass, accuracy  $\pm 10$  seconds per month

ONLY £33.95

### OTHER MODELS FROM THE CASIO RANGE

**F8C** time in 6 digits hour, mins, secs, with date and day AM/PM display, three year battery. Illustrated.

**F200** similar to F8C with month and date display. Stopwatch, 1/100th second net and lap times, 1st, 2nd places only £14.95  
**95QS32B** hours, mins, secs, chrono £21.95  
**95QS31B** hours, mins, secs, chrono £21.95  
**95CS31B** hours, mins, secs, chrono £28.95



ALL OTHER CASIO WATCHES P.O.A.

### SEIKO WATCHES CURRENT MODELS minimum 25% discount

TERMS OF BUSINESS: please note all Casio products price includes VAT, P&P and insurance. Please send cheque/P.O. made payable, B. Bamber Electronics, C.O.D. by phoning (0353) 860185. Callers welcome Tues-Sat 9am-5pm.

## CASIO POCKET AND CLOCK CALCULATORS

**AQ2000** calculator with clock in hours, minutes, seconds, stopwatch, calendar alarm, also countdown alarm. 1 year battery life. £23.95

**MELODY 80** calculator with clock, hours, minutes, seconds, calendar, stopwatch, alarm buzzer and musical alarm. 1 year battery life. £22.95

**C082** executive desk calculator, clock with multi function alarm. Battery life 1 year continuous. £18.95

**FX80** scientific 39 functions 8 digit 4000 hour battery life. £14.95

**FX68** scientific card 39 functions with 500 hours battery life. £18.95

**FX2600** ultra slim scientific 6 + 2 LCD 43 functions, latest model, non-volatile memory. £18.95

**FX3200** ultra slim scientific 10 digit 43 functions, latest model, non-volatile memory. £20.95

**FX310** ultra slim scientific 6+2 LCD 50 functions, latest model. £16.95

**FX510** ultra slim scientific 10 digit 50 functions, latest model. £18.95

### CASIO SCIENTIFIC PROGRAMMABLES

**FX501P** World's first LCD pocket sized complete programmables. Uses algebraic computer language, has 128 steps with 11 memories. Optional FA1 program adaptor available. Permits programs to be recorded on standard tape cassette recorder and stored for re-entry when required. FA1 adaptor also contains a music switch which converts calculator into musical synthesizer. Keys 1-8 contain pre-programming for a full musical octave. Calculator has automatic power off after 14 minutes non-use. With the program stored in 11 non-volatile registers. Complete with wallet.

**FX502P** as above with 256 steps and 22 memories.

**PRICES** **FX501P** £52.95  
**FX502P** £72.95  
**FA1 Adaptor** £18.95

## BUMPER 1980 CATALOGUE

A selection of items below from our 1980 catalogue. The products we stock are by:

**EAGLE, WELLER, DRAPER, SPIRALUX, KNIPEX, SERVISOL, BARNARD'S & BABANI, NEWNES, JAYBEAM, VERO AND MANY OTHERS.**

**SEND £1.35** and you will receive our catalogue plus five bi-monthly shortform catalogues to keep you up to date with prices and special offers. **A FREE PACK OF BLOB BOARD COMES WITH THIS MONTH'S ISSUE.**

**EAGLE MA780T** electric fully automatic 6 section retractable car aerial with built-in voltage sensor. Remote drive system makes fitting easier. Aerial length 1,000mm, below wing 200mm, lead length: 9,000mm, flexible drive link 700mm £16.95 + VAT

**EAGLE DD7** paging microphone, impedance 600 ohm or 50 Kohms, sensitivity 225mV at 50 Kohms. Frequency response 300-9000Hz. Desk or wall mounted. £14.85 + VAT

**EAGLE MULTIMETER EM50** 50,000 OPV DC volts 0-1200 volts, AC volts 0-1200 volts, DC current 0-6A, resistance 0-10 meg ohms £19.95 + VAT

**DRAPER SUPER CHROME** 1" sq drive socket sets, 38 piece 9A.F. hexagon, 3 A.F. bi-sq sockets, 11mm hexagon sockets, 9 BA. hexagon sockets and 6 accessories £12.75 + VAT

**SPIRALUX** metric nut spinner sets. Contains 8 nut spinners 4, 4.5, 5, 5.5, 6, 7, 8, 9, 10mm. Packaged in plastic wallet £7.35 + VAT

**WELLER TCP3** irons, 24 volt series, 3 wire power units. For application requiring earthed tip. Also PU3D power units

**TCP3 £13.84 + VAT**  
**PU3D £24.12 + VAT**

**WELLER INSTANT HEAT GUNS model no 81000**

£13.21 + VAT

**WELLER CORDLESS model no WC100**

£25.47 + VAT

**SUPA** servisol switch cleaner

£0.72 + VAT

**MARYPLASS** storage boxes SP2 combination draw pack (contains 1 x 60D, 2 x 2D, 5 x 1D) interlocking storage boxes

Per Pack £4.40 + VAT

**JAYBEAM** 'Stereobeam' VHF/FM antennas model SBM2 folded dipole and reflector with universal mast clamp. Full range ex stock £8.00 + VAT

TERMS OF BUSINESS: CHEQUE OR P.O. WITH ORDER. REMEMBER PLEASE ADD 15% VAT FOR ABOVE GOODS.

CARRIAGE: PACKING AND CARRIAGE CHARGES FOR ORDERS UNDER £5.00

NETT INVOICE VALUE 75p

ORDERS OVER £5.00 BUT LESS THAN £20.00 50p

ORDERS OF £20.00 CARRIAGE PAID.

**B. BAMBER ELECTRONICS DEPT: P.W. 5 STATION ROAD LITTLEPORT CAMBS CB6 1QE**

## QUALITY REEL TO REEL & CASSETTE TAPE HEADS + MECHANISMS

### NEW C2000

REMOTE OPERATION TAPE TRANSPORT MECHANISM FOR DIGITAL OR AUDIO.

THIS BRITISH MADE CASSETTE TRANSPORT HAS GIVEN INDUSTRY A GREAT COST SAVINGS OVER COMPARABLE FOREIGN IMPORTS AND IS NOW BEING MADE GENERALLY AVAILABLE.

CAN BE SUPPLIED WITH TAPE FAIL/END DETECTION, SEARCH, AND FAST ERASE. SOLENOID CONTROL PROVIDES FULLY REMOTE OPERATION.

WRITE NOW FOR FULL DETAILS BASIC PRICE £60.30 INC. VAT.

### POPULAR UNIVERSAL CASSETTE TAPE HEADS

B12-01 Mono Playback.....	£1.89	C42RPH4 Stereo GLASS FERRITE R/P.....	£11.60
B12-02 Mono Record/Playback.....	£4.02	C42RPS18 Stereo TWIN GAP R/P.....	£25.21
B24-01 Stereo Playback.....	£3.30	E12-09 Mono/Stereo erase.....	£ 1.85
B24-02 Stereo Record/Phbk.....	£6.66	B22-02 Twin 1/2 track R/P.....	£ 5.97
B24-07 Stereo R/P, (Dolby Stm).....	£7.87	C44RPH3 Quad 1/4 track R/P.....	£13.17
C42RPH20 Stereo SENDUST R/P.....	£9.28	C44RPS01 Quad 1/4 track combined R/P + Erase.....	£26.45
C42RPS01 Stereo combined R/P + Erase.....	£10.93	C22ES02 Twin half track erase.....	£ 4.72

SEND FOR OUR FULL CATALOGUE 25p.

**MONOLITH**  
 THE MONOLITH ELECTRONICS CO. LTD.  
 5/7 CHURCH ST., CREWKERNE, SOMERSET, ENGLAND. (0460) 74321

PLEASE ENCLOSE 25p P&P WITH ORDER

ALL PRICES INCLUDE VAT

## P.C.B'S FOR PRACTICAL WIRELESS PROJECTS

Jan. 79.	Dorchester	R033	Price £11.00 & 30 pence p & p.
Jan. 79.	Sandbank Met. Det.	R035	Price £3.41 & 20 pence p & p.
Feb. 79.	Hythe Receiver	WR037	Price £6.34 & 20 pence p & p.
March 79.	Hythe Receiver	WR038	Price £2.98 & 20 pence p & p.
March 79.	Soudlite Converter	WK001	Price £6.33 & 20 pence p & p.
March 79.	Tone Burst Generator	R023	Price £1.71 & 15 pence p & p.
March 79.	Wide Band Noise Source	WR036	Price £0.74 & 12 pence p & p.
April 79.	FM Multitester	WR040	Price £3.05 & 15 pence p & p.
May 79.	Car Test Probe	WR042	Price £0.96 & 15 pence p & p.
May 79.	Follow up to PW Gillingham	WR044	Price £1.45 & 15 pence p & p.
May 79.	PW Imp	WR043	Price £1.52 & 15 pence p & p.
May 79.	Inline Crystal Calibrator	WR041	Price £1.68 & 15 pence p & p.
June 79.	Jumbo Clock		Price £9.52 & 30 pence p & p.
June 79.	Logical 0's + X's	WR046/7/8/9	Price £12.84 & 30 pence p & p.
June 79.	Trent	WR050	Price £4.06 & 20 pence p & p.
July 79.	AAM/FM Frequency Readout	WR052	Price £3.66 & 20 pence p & p.
	V.MOS Top Band Transmitter	WR056	Price £4.08 & 20 pence p & p.
	Sound Operated Switch	WK005/6	Price £3.74 & 20 pence p & p.
	Inexpensive A/F Voltmeter	WR055	Price £1.15 & 15 pence p & p.
August 79.	Telephone Bell Repeater	WR053	Price £1.15 & 15 pence p & p.
August 79.	Automatic Intercom	WR043	Price £6.20 & 20 pence p & p.
Sept. 79.	Automatic Intercom Part 2	WR058	Price £0.60 & 12 pence p & p.
Sept. 79.	Noise Blanker	WR057	Price £1.24 & 12 pence p & p.
Oct. 79.	Burglar Alarms	WR059	Price £1.23 & 15 pence p & p.
Oct. 79.	Burglar Alarms	WR060	Price £1.91 & 20 pence p & p.
	Radio Control Receiver	WR064	Price £2.92 & 20 pence p & p.
Jan. 80.	A.F. Speech Processor	WR068	Price £2.28 & 20 pence p & p.
Jan. 80.	P.W. Parkhurst Burglar Alarm	WR063	Price £2.51 & 20 pence p & p.
Jan. 80.	Wide band R.F. Pre Amp	WR067	Price £0.70 & 15 pence p & p.
Jan. 80.	Radio Control Encoder	WR061	Price £2.28 & 20 pence p & p.
Jan. 80.	Radio Control T.X.	WR062	Price £2.26 & 20 pence p & p.

Send FULL RANGE OF R.S. COMPONENTS AVAILABLE P.W. JUMBO CLOCK KIT £31.00 ALL PRICES INCLUDE VAT

**C. BOWES & CO. LTD.,**  
 4, Wood Street, Cheadle, Cheshire SK8 1AQ.  
 Tel. 061-428-4497.

Please state type number and enclose cheque or postal order.

# RSC

**Sound Advice  
Nationwide**



## NEW FOR 1980 MAGNUM 100

ANOTHER DISCO WINNER FROM THE SPECIALISTS  
RSC PROUDLY PRESENT THE MAGNUM 100  
FEATURES GALORE AT A PRICE  
YOU CAN AFFORD

- Full 100 watts output
- Mike Input with Separate Treble/ Bass
- Full Headphone Monitor Facilities
- Autofade
- Master Volume

- 11" Turntables with Independent Illuminated Mains Switches
- Twin Speaker Sockets
- Slave and Sound to Light Outputs

**MAGNUM 100 SUPER VALUE AT ONLY £225.00**

OR DEPOSIT £45.00 and 18 monthly payments of £13.10 (Total Credit Price £280.80) (Carr £5)

**Titan Disco 80C Speakers each unit incorporating 12" Full range 80 watt Speakers £50.00 each**


### Exclusive to R.S.C. AS-1 FOLK ACOUSTIC GUITAR Just £17.95

(Carriage £1)

OR £5 DEPOSIT & 8 MONTHLY PAYMENTS  
OF £2 (TOTAL CREDIT PRICE £21)

### RSC Phantom 50 Combo Amplifier

- ★ Full 50 watts RMS
- ★ 12" Heavy Duty Fane Speaker
- ★ Separate Treble, Bass and Presence Controls
- ★ 3 Separate Inputs
- ★ Master Volume Control
- ★ Full 12 Month Guarantee



Top Value at **£99.95**

or Deposit **£20.00** and 12 Monthly Payments at **£8.07**

(Total Credit £116.84)

Also available 15 watt Practice Amp  
FAL Super Minstrel £39.95

**MORE PEOPLE ARE DEMANDING TITAN SPEAKERS!!!  
MORE POWER  
MORE RELIABILITY  
MORE VALUE FOR MONEY**

### Titan Group Disco Speakers

All Ratings RMS

Imp. 8-15 ohms Compare these prices with other makes

T12/50R	12"	50 Watts	<u>£16.95</u>	Deposit £4.95 & 8 Months at £2.00 (Total Credit £20.95)
T12/100A	12"	100 Watts	<u>£26.95</u>	Deposit £6.95 & 8 Months at £3.12 (Total Credit £31.91)
T15/70	15"	70 Watts	<u>£24.95</u>	Deposit £5.95 & 8 Months at £3.00 (Total Credit £29.95)
T15/85	15"	85 Watts	<u>£28.95</u>	Deposit £7.95 & 8 Months at £3.25 (Total Credit £31.95)
T15/100	15"	100 Watts	<u>£35.95</u>	Deposit £8.95 & 8 Months at £4.00 (Total Credit £40.95)
T18/100	18"	100 Watts	<u>£47.95</u>	Deposit £8.95 & 8 Months at £5.80 (Total Credit £55.35)

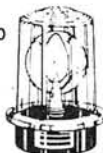


### FUZZ LIGHTS £27.95 Each

RED OR BLUE @  
(Post 75p or 2 FOR £50.00)


(Post FREE)

TERMS FOR 2  
DEPOSIT £10.00  
12 MONTHLY  
PAYMENTS OF £4.03  
(TOTAL £58.36)



### ROOST 400S

Designed for high power public address  
systems, sound monitoring and discos.  
Two independent power amplifiers in one  
cabinet, each features an input socket, link  
socket and a gain control. The chassis is  
designed to be standard 19" (48.3 cm)  
rack mounting.  
2 x 50 watts per channel into 4 ohms.



**£199.95**

Deposit £40.00 & 18 monthly payments  
of £11.20 (Total £241.60) (Carriage Free).

## RSC Sound Advice Nationwide All Branches open all day Saturday

**BRADFORD** 10 North Parade  
Tel 25349 (Closed Wed)  
**BIRMINGHAM** 30/31 Great Western Arcade  
Tel 021-236 1279 (Closed Wed)  
**CARLISLE** 8 English Street  
Tel 38744 (Closed Thurs)  
**COVENTRY** 17 Shelton Square, The Precinct  
Tel 25983 (Closed Thurs)  
**DERBY** 97 St Peter's Street  
Tel 41361 (Closed Wed)  
**DEWSBURY** 9/11 Kingsway  
Tel 468058 (Closed Tues)  
**DONCASTER** 3 Queensgate, Waterdale Centre  
Tel 63069 (Closed Thurs)  
**EDINBURGH** 101 Lothian Road  
Tel 229 9501 (Closed Wed)  
**GLASGOW** Unit 13, Anderston Shopping Precinct  
Tel 041-248 4158 (Closed Tues)  
**HULL** 7 Whitefriargate  
Tel 20505 (Closed Thurs)

**LEICESTER** 32 High Street  
Tel 56420 (Closed Thurs)  
**LONDON** 238 Edgware Road W2  
Tel 723-1629 (Closed Thurs)  
★ **LEEDS** 16-18 County (Mecca) Arcade, Briggate  
(Closed Wed)  
★ **LIVERPOOL** St John's Precinct  
Tel 449609 (Temp. closed due to fire, all enquiries to  
Leeds or Manchester)  
★ **MANCHESTER** 60A Oldham Street  
Tel 236-2778 (Closed Wed)  
**MIDDLESBROUGH** 103 Linthorpe Road  
Tel 247096 (Closed Wed)  
★ **NEWCASTLE UPON TYNE** 59 Grainger St  
Tel 21469 (Closed Wed)  
**NOTTINGHAM** 19/19A Market Street  
Tel 48068 (Closed Thurs)  
**SHEFFIELD** 13 Exchange Street (Castle Mkt Bldg)  
Tel 20716 (Closed Thurs)  
★ **WOLVERHAMPTON** 6 Wulfrun Way  
Tel 26612 (Closed Thurs)

\* **MUSICAL INSTRUMENTS &  
ACCESSORIES** in stock at these  
branches  
S.A.E. for FREE illustrated brochures.  
Please state main interest/s

**DEPT. GC AUDIO HOUSE,  
HENCONNER LANE, LEEDS 13**  
Tel: 0532 577631



Barclaycard, Access & Trustcard  
Phone orders quoting card number accepted

**MAIL ORDERS MUST NOT BE  
SENT TO SHOPS**

E & OE prices correct at 20-12-79

# UNBEATEN SIX BAND ANTENNA

## THE JOYSTICK VFA

(Variable Freq. Antenna 0.5 - 30 MHz).

**SUPER RESULTS - EVEN  
FROM A BASEMENT!**

(From a user's report)

\* Only 7'6" long \* 3 easily assembled sections \* 0.5 - 30 MHz., no gaps \* Matching Antenna Tuner \* No harmonic resonances, highest efficiency power transfer from TX to ether. This ensures TVI and other spurious emissions are just not substantially present \* Low angle radiation, operates as a ground plane on all bands, less skips, greater power deployment! \* Gives your RX extra front end selectivity, reduces cross-mod and out of band blocking \* Tailor your installation to space available. Install VFA on mast or chimney or in roof space with long or short feeder - OR SIMPLY STAND IN THE SHACK \* W0KFF used it in BASEMENT, excellent results (Reported World Radio, USA) \* "If you are high enough the antenna will operate as well as the well-known 3-element beam with which we compared it. The tests were operational, not theoretical. We find that if we can hear them we can work them!" (CQ Mag, USA) \* In QRP contest scored unbeaten 1M Miles per watt.

## JOYSTICK ANTENNA SYSTEMS

**SYSTEM "A"** 150 w.p.e.p. OR for the SWL **£48.55**  
**SYSTEM "J"** 500 w.p.e.p. Improved "Q" receive. **£54.00**

## PARTRIDGE SUPER PACKAGES

COMPLETE RADIO STATIONS FOR ANY LOCATION

All cables, matching cables Communications Headphones, JOYSTICK System "A" Ant. ON THE AIR IN SECONDS! SAVE £21.45!


**FRG7 Rx.** (And all accessories) **£240.80**  
(Rx. only £210.00) (Ask for Pkg. R.1.)

**FRG7000 Rx.** (And all accessories) **£409.00**  
(Rx. only £372.60) (Ask for Pkg. R.2.)

## YAESU PRODUCTS

Now available on a larger scale via us. As an INTRODUCTORY OFFER FOR LIMITED PERIOD ONLY - the following REDUCTIONS, incl. carr., VAT, deliv. Securicor our risk. SAVE ADDITIONAL £13.50 if you order a JOYSTICK "J" same time.

FT-901DM	£920.00	FT-207R	£194.25
FT-901D	£816.50	FT-101S	£442.90
FT-901DE	£805.00	FT-7	£297.70
FT-101Z	£560.65	FT-227R	£238.90
FT-101ZD	£644.75	FR-101D	£588.65
FT-107M	£740.00	FT-7B	£420.45
FT-107M	£837.55	FT-301	£577.45
	(Incl Mem.)	FL-101	£487.75
FT-225R	£523.25	FT-200B	£393.55
FT-225RD	£575.00	FT-620B	£308.34



**G3CED  
G3VFA**

## JUST TELEPHONE YOUR CARD NUMBER

0843 62535 (Ext. 5) After office hours 0843 62839 or send 10p stamp for free literature. Prices correct as at press. NOTE our prices are always INCLUSIVE. Prompt service too, goods usually despatched WITHIN 48 HOURS!

5, Partridge House,  
Prospect Road, Broadstairs, Kent, CT10 1LD  
(Callers by appointment)



## VALVES

EL81	1.20	PCF801	1.05	U25	1.15	1S5	0.45	6B7	0.85	6Y6G	1.10	30FL12	1.45
EL82	0.70	PCF802	0.75	U26	1.00	1T4	0.45	6B8A	0.60	6Z4	0.75	30FL14	2.05
EL84	0.90	PCF805	2.10	U27	1.15	1U4	0.80	6B8C	0.60	6-30L2	2.05	30FL15	1.15
EL86	1.05	PCF806	0.95	U28	1.00	1X2B	1.30	6B8GG	1.15	7B7	0.90	30P17	1.15
EL90	0.90	PCF809	2.05	U191	0.85	2021	0.80	6B8H	0.95	7W4	0.90	30P12	1.15
EL91	3.25	PCF8200	0.95	U281	0.65	2K25	12.40	6B8J	1.25	902	0.70	30P11	1.15
EL95	0.80	PCF810	0.70	U301	0.65	2X2	0.90	6B8O	0.70	906	0.85	30P13	1.25
EL500	1.85	PCF82	0.75	U600	11.50	3A4	0.70	6B8T	2.70	10C2	0.70	30P14	1.25
EL504	1.85	PCF84	0.80	U801	0.90	306	0.50	6B8W	5.10	10F18	0.70	35L6GT	1.15
EL802	1.70	PCF86	0.80	UBC41	1.20	3021	2.50	6B8W	1.15	10P13	1.20	35W4	0.80
EL822	7.50	PCF805/85		UAF42	0.85	3S4	0.60	6C4	0.70	11E2	12.40	35Z4GT	0.85
EM31	1.60			UBF80	0.70	4P6R60		6C8	0.70	12A6	0.70	50C5	1.35
EM80	0.70	P0500	4.35	UBF89	0.60			6CH6	7.50	12A7	0.55	50C6GT	1.45
EM81	0.70	PFL36	2.80	UBF89	0.60			6C1B	1.70	12A7	0.65	75	1.25
EM84	0.70	PL36	0.95	UBL1	1.15	5B/25M4		6C1B	1.70	12A7	0.65	75	1.25
EM87	1.15	PL81	0.85	UBL21	2.50		8.80	6D6	0.85	12A6V	0.80	75	1.25
EY51	0.55	PL82	0.60	UCB84	0.75	5B/25M5		6E8A	3.20	12AX7	0.85	78	0.95
EY81	0.55	PL83	0.60	UCB85	0.80		8.80	6F6GB	0.85	12BA6	0.60	80	0.90
EY86/87	0.85	PL84	0.75	UCF80	0.90	5B/25M8		6F8G	0.85	12BE6	1.25	85A2	1.45
EY88	0.85	PL504	1.60	UCH81	0.70		8.80	6F12	0.90	12BH1	1.10	723A/B	12.80
EZ80	0.85	PL508	1.50	UCB82	0.85	5R4G	1.30	6F14	0.90	12C8	0.65	803	0.95
EZ81	0.70	PL519	5.50	UF41	0.90	5U4G	1.10	6F15	1.30	12E1	4.95	805	20.70
GY501	1.05	PL509	3.60					6F17	1.15	12J5GT	0.55	807	1.15
GZ32	0.75	PL802	3.15					6F24	0.75	12K7GT	0.70	813	13.30
GZ33	3.95	PL820	3.45					6F33	0.75	12K8GT	0.60	8298	16.60
GZ34	2.30	PV30	0.70					6H6	1.90	12OTGT	0.65	832A	5.20
GZ37	2.80	PY87	8.00					6J4	1.60	12STGT	0.65	866A	3.20
KT68	0.90			UF80	0.60	5V4GT	0.80	6J4WA	2.00	12STGT	0.85	931A	12.00
KT88	0.95			UF85	0.70	5Y3GT	0.80	6K7	0.70	12S7	0.85	954	0.80
ML4	1.15	PY82	6.00	UL41	1.20	5Z3	1.15	6K8	0.85	12S7	0.85	954	0.80
ML6	1.15	PY83	0.60	UL84	0.85	5Z4G	0.85	6K6	0.85	12S7	0.85	955	0.70
N78	10.45	PY88	0.80	UM80	0.70	5Z4GT	0.90	6J7	0.90	12D4	0.55	955	0.70
O82	0.65	PY800	1.55	UM84	0.70	6AB8		6J7G	0.60	1306	0.70	957	1.05
O82	0.65	PY859	0.45	YB82	0.65		see EC92	6K7G	0.80	1457	1.15	1625	1.15
PACB80	0.60	PY801	0.70	YB85	0.65	SAB7	0.70	6K8	0.50	19A05	0.90	1625	0.85
PC85	0.60	QV03/10		VR105/30	2.15	6AC7	0.70	6K8GT	0.65	1963	1.150	2051	1.20
PC86	0.95		2.85			6AH6	1.15	6L6M	1.15	2166	0.90	5763	4.40
PC88	0.85	QV03/12		VR150/30	1.45	6AK5	0.95	6L6GT	1.75	19H5	19.55	5842	7.50
PC900	1.45		2.85	X66	1.05	6AK8	0.60	6L7GT	0.75	2001	0.75	5933	3.50
PC984	0.75	QV03/20A		X61M	1.05	6AL5	0.50	6L8	1.10	20F2	0.75	6057	1.05
PC985	0.95		14.50	XRI-6400A		6AL5W	0.80	6L8Z	0.20	20E1	1.30	6060	1.05
PC989	0.95	QV03/25A			82.90	6AM5	3.25	6G7G	0.95	20P7	0.65	6084	1.05
PC989	0.75	21.20		Z759	9.00	6AN8	3.60	6G8	0.60	20P8	0.60	6087	1.15
PC989	0.95	QV06/40A		Z800U	3.45	6A04	6.20	6G8T	0.80	20P9	0.60	6087	1.15
PCF82	0.70		16.10	Z801U	4.00	6A05	0.90	6SJ7GT	0.60	25L6GT	0.95	6146	0.85
PCF84	0.75	QV03/12.280		Z803V	3.30	6AD5W	1.45	6SL7G	1.05	25Z4G	0.85	6146B	5.20
PCF86	0.80	SLC/400.450		Z900T	2.55	6AS5E	0.90	6SK7G	0.85	30C15	1.15	6360	2.30
PCF200	1.05	SLC/600.450		1A3	0.70	6AT6	0.85	6SN7GT	0.85	30C17	1.35	6550	6.60
PCF201	1.05	SP61	0.95	1I4	0.50	6A06	0.65	6SQ7	0.85	30C18	2.10	6870	14.60

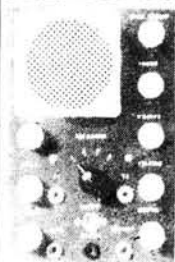
# Conquer the chip.

Be it career, hobby or interest, like it or not the Silicon Chip will revolutionise every human activity over the next ten years.

Knowledge of its operation and its use is vital. Knowledge you can attain, through us, in simple, easy to understand stages.

Learn the technology of the future today in your own home.

## ELECTRONICS



Build your own oscilloscope.

Learn to draw and understand circuits.

Carry out over 40 experiments.


## DIGITAL TECHNIQUES

From watches to sophisticated instrumentation, Digital Electronics adds scope to hobby or career.



## COMPUTER TECHNOLOGY

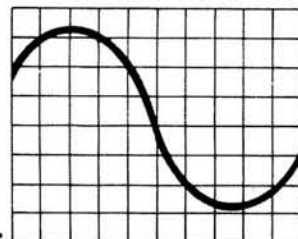
Learn to operate and programme your own home computer.



# FREE BROCHURES



No previous knowledge is necessary.  
— Just clip the coupon for a brochure



## TUTORCOURSE ELECTRONICS

Please rush me details of your ELECTRONICS COURSE

Name

Address

WR3  
Block Caps. Please

Post now, without obligation to:

**British National Radio & Electronics School.**

P.O.Box 156, Jersey, Channel Isles

# HAPPY BIRTHDAY



It is exactly one year since we launched the WINTON on an unsuspecting public, and in that year we seem to have caused something of a revolution in the attitudes of HI-FI buffs not only in the U.K. but World Wide.

Our flabbers have become quite ghastrated at the response we have achieved from an amazing number of countries, and most gratifying of all is the number of very complimentary letters we have received from people who have built the WINTON and have been so delighted with the results that they have felt compelled to put pen to paper to tell us of their delight.

Our advertising over the last 12 months has at times been a little flippant, but what the hell? The World is a serious enough place at the best of times without having gloom thrust at you from adverts as well. But in all seriousness any Manufacturer (if he is honest!) will admit that most people only correspond when they have something to moan about, and it is this accepted fact of Manufacturing life that makes us so pleased to receive your letters.

So! To all our many customers over the past year we say a sincere Thank You for helping the WINTON to become the runaway success it has, and to all of our prospective customers what the devil are you waiting for, another price rise? Send your order off NOW for the incomparable WINTON, and when you have built it we won't mind at all if you write to tell us how marvellous it is.

The Superlative WINTON is available for your convenience packed as follows:

- Pack (A) All Capacitors and Fixed Value Resistors, (Inc. 7 Amp ripple Res. Caps.) **£21.93**
- Pack (B) Switch Bank, Switches, Potentiometers, Pre-Sets & all Knobs **£15.93**
- Pack (C) Printed Circuit Board (Tinned, Drilled, & Overlay Printed) & Pins **£8.28**
- Pack (D) Hardware Pack, consisting of precision formed & punched Chassis, Black Epoxy finish Heat Sinks, Teak Veneered Cabinet, all screws, wire, fuseholders, etc., and a super Brushed Silver Aluminium Fascia Panel. **£40.25**
- Pack (E) All Semiconductors, (Including HITACHI POWER MOS-FETS) **£31.21**
- Pack (F) Special LOW HUM FIELD Toroidal Transformer **£23.55**

**COMPLETE KIT**, of all parts necessary to build the P.W. WINTON **£133.50**

Order with complete confidence (C.W.O. only please) from:

## T. & T. ELECTRONICS

Green Hayes, Surlingham Lane, Rockland St. Mary, Norwich,  
NR14 7HH. Telephone 05088 632

**ALL PRICES INCLUSIVE OF V.A.T. & CARRIAGE.** Callers by appointment only.

# FANE

## STILL TOP VALUE and

## LIFETIME GUARANTEE

### INTRODUCING THE 'CLASSIC 55' 12" 55 WATT MULTI-PURPOSE BASS – LEAD GUITAR – P.A. – DISCO

A HIGH PERFORMANCE  
SPEAKER AT A  
REMARKABLY  
LOW PRICE

#### FULL CLASSIC RANGE

Classic	45 12"	45 Watts
Classic	55 12"	55 Watts
Classic	80 12"	80 Watts
Classic	85 15"	85 Watts
Classic	150 15"	150 Watts
Classic	125 18"	125 Watts
Classic	175 18"	175 Watts

Impedances 8 ohms or 15 ohms as required.

## £19.94

Rec. Retail Price (inc. V.A.T.)



LOOK AT THESE TYPICAL  
PERFORMANCE FIGURES  
and it's a BUDGET SPEAKER

Total distortion at  
rated output 3%  
Sensitivity 98d.b.  
Frequency range 50-5000Hz

Also Available  
HIGH FREQUENCY HORN UNITS  
SPECIALIST RANGE SPEAKERS  
CRESCENDO 'E' SERIES SPEAKERS

Available from YOUR LOCAL DEALER or  
if in difficulty post free direct from

BRITAINS LARGEST PRODUCERS OF HIGH POWER CHASSIS SPEAKERS  
**FANE ACOUSTICS LTD, HICK LANE, BATLEY, YORKS.**  
Telephone: (0924) 476431 Telex: 556498 FANE G

# Great 1980 Sale

## SUPER SOUND SAVING! DINDY LOW NOISE CASSETTES

SJ30	10 C30	15 min per side	£2.00
SJ55	10 C46	23 min per side (LP)	£2.50
SJ31	10 C90	45 min per side	£3.50
SJ32	10 C120	40 min per side	£4.50

## ALL REDUCED! CAPACITOR PAKS

16201	18 electrolytics	4.7uf-10uf	
16202	18 electrolytics	10uf-100uf	
16203	18 electrolytics	100uf-680uf	
<b>ALL 3 at SPECIAL PRICE of £1.30</b>			
16160	24 ceramic caps	22pf-82pf	
16161	24 ceramic caps	100pf-390pf	
16162	24 ceramic caps	470pf-3300pf	
16163	24 ceramic caps	4700pf-0.047uf	

ALL 4 at SPECIAL PRICE of £1.80

## RESISTOR PAKS

16213	60 1/2w resistors	100ohm-820ohm	
16214	60 1/2w resistors	1K-8.2K	
16215	60 1/2w resistors	10K-82K	
16216	60 1/2w resistors	100K-820K	
<b>ALL 4 at SPECIAL PRICE of £1.80</b>			
16217	40 1/2w resistors	100ohm-820ohm	
16218	40 1/2w resistors	1K-8.2K	
16219	40 1/2w resistors	10K-82K	
16220	40 1/2w resistors	100K-820K	

ALL 4 at SPECIAL PRICE of £1.80

## IC SOCKET PAKS

SJ36	14	8 pin	2N3819	£0.17
SJ37	12	14 pin	2N5458	£0.18
SJ38	11	16 pin	2N4220	£0.28
SJ39	8	18 pin	2N4860	£0.25

## F.E.T.'s

## (PROGRAMMABLE UNIUNCTION)

ALL 4 at ONLY £1.00 EACH	2N6027	£0.25
	BRY56	£0.25

## VOLTAGE REGULATORS

Positive	Case T0220	Negative	
uA7805	£0.65	uA7905	£0.70
uA7812	£0.65	uA7912	£0.70
uA7815	£0.65	uA7915	£0.70
uA7818	£0.65	uA7918	£0.70
uA7824	£0.65	uA7924	£0.70
UA723 14 pin DIL	£0.35		
LM309K T03	£1.10		

## OPTOELECTRONICS

### DISPLAYS

1510	707 LED Display	Price each	£0.70
1511	747 LED Display	Price each	£1.50
1512	727 LED Display	Price each (dual)	£1.55

### L.E.D.'s

		Price each
SJ78	.125 LED Diffused RED	£0.08
SJ79	.2 LED Diffused RED	£0.08
SJ20	.125 LED Bright RED	£0.09
SJ21	.2 LED Bright RED	£0.09
SJ22	.125 LED Diffused GREEN	£0.11
SJ23	.2 LED Diffused GREEN	£0.11
SJ24	.125 LED Diffused YELLOW	£0.11
SJ25	.2 LED Diffused YELLOW	£0.11
SJ26	.2 LED Bright YELLOW	£0.14
SJ27	.2 LED Clear illuminating RED	£0.10
SJ28	.125 LED Clear illuminating RED	£0.10

## 2nd QUALITY LED PAKS

1507	10 assorted colours & size	£0.65
SJ22	10 .125 RED	£0.50
SJ23	10 .2 RED	£0.50

## LED CLIPS

1508/125	.125	5 for £0.10
1508/2	.2	5 for £0.12

SJ81	1 Infra RED emitter - Fairchild FP100	£0.25
SJ98	5 Photo Detector MEL11 - Data	£1.00
ORP12	NORP12 Cad Cell	£0.45
SJ99	4 ITT 5870 ST Nixie Tubes	£1.00

SJ29	Texas NPN silicon transistors 2S503-BC108 TO-18 metal can - perfect & coded	
	50 off £2.50 - 100 off £4.00 - 1000 off £35.00	

## SPECIAL OFFER

SJ100	12v Electric Drill 7.500 RPM for all your PCB drilling complete with 2 drills - 1 & 1/16"	£5.50
-------	---	-------

## SUPER DUPER COMPONENT BOX

Min. 3 lbs in weight consisting of a fantastic assortment of Electronic Components - Pots, Resistors, Condensers, Switches, Relays.  
Board-Semiconductors, wire, hardware, etc., etc., etc.  
\*This is a large box and is sent separate to your order\*  
\$140 £2.50 including p&p

## CALCULATOR CHIP

GOM2-C500	24 pin MOS	£0.50
-----------	------------	-------

## IC INSERTION/EXTRACTION TOOL

2015		£0.35 each
------	--	------------

## BI-KITS AUDIO MODULES AT PRE-INCREASE PRICES!

### AMPLIFIERS

AL10	3 watt Audio Amplifier Module 22-32v supply	£2.87
AL20	5 watt Audio Amplifier Module 22-32v supply	£3.74
AL30A	7-10 watt Audio Amplifier Module 22-32v supply	
AL60	15-25 watt Audio Amplifier Module 30-50v supply	£4.36
AL80	35 watt Audio Amplifier Module 40-60v supply	£5.39
AL120	50 watt Audio Amplifier Module 50-70v supply	£8.44
AL250	125 watt Audio Amplifier Module 50-80v supply	£13.74
		£20.49

### STEREO PRE-AMPLIFIERS

PA12	Supply voltage 22-32v input sensitivity 300mv suit: AL10/AL20/AL30	£7.78
PA100	Supply voltage 24-36v inputs: Tape, Tuner, Mag P.U., Suit: AL60/AL80	£16.05
PS200	Supply voltage 35-70v inputs: Tape, Tuner, Mag P.U., Suit: AL80/AL120/AL250	£16.59

### MONO PRE-AMPLIFIERS

MM100	Supply voltage 40-65v inputs: Mag. P.U., Microphone Max. output 500mv	£11.30
MM100G	Supply voltage 40-65v inputs: 2 Guitars, Microphones Max. output 500mv	£11.30

### POWER SUPPLIES

PS12	24v Supply suit 2 - AL10, 2 - AL20, 2 - AL30 & PA12/S.450	£1.50
SPM80	33v Stabilised supply - suit 2 - AL60, PA100 to 15 watts	£4.40
SPM120/45	45v Stabilised supply - suit 2 - AL60, PA100 to 25 watts	£5.80
SPM120/55	55v Stabilised supply - suit 2 - AL80, PA200	£5.80
SPM120/65	65v Stabilised supply - suit 2 - AL120, PA200, 1 - AL250, PA200	£5.80
SG30	15-0-15 Stabilised power supply for 2 - GE100MKII	£3.80

### MISCELLANEOUS

MPA30	Stereo Magnetic Cartridge Pre-Amplifier - input 3.5mv Output 100mv	£2.98
S.450	FM Tuner Supply Voltage 20-30v - Varicap tuned	£23.24
STEREO30	Complete 7 watt per Channel Stereo Amplifier Board - includes amps, pre-amp, power supply, front panel, knobs etc - requires 2050 Transformer	£19.18
BP124	5 watt 12v max. - Siren Alarm Module	£3.50
GE100MKII	10 channel mono-graphic equaliser complete with sliders and knobs	£23.00
VP350	Variable regulated stabilised power supply 2-30v 0-2 amps	£7.60
PS250	Consists - 1 capacitor & 4 diodes for constructing un stabilised power supply for AL250 to 125 watts	£3.78

### TRANSFORMERS

		P&P
2034	1.7 amp 35v suit SPM80	£5.40 £1.21
2035	2 amp 55v	£6.35 £1.47
2036	750mA 17v suit PS12	£3.20
2040	1.5 amp 0-45v-55v suit SPM120/45, SPM120/55	
2041	2 amp 0-55v-65v suit SPM120/55, SPM120/65	£5.20 £1.21
2050	1 amp 0-20v suit Stereo 30	£6.80 £1.47
1725	150mA 15-0-15v suit SG30	£3.25 £0.75
		£1.77

### ACCESSORIES

139	Teak Cabinet suit Stereo 30, 320 x 235 x 81mm	£5.45
140	Teak Cabinet suit STA15 425 x 290 x 95mm	£7.50
FP100	Front Panel for PA100 & PA200	£1.80
BP100	Back Panel for PA100 & PA200	£1.60
GE100FP	Front Panel for one GE100MKII	£1.75
2240	Kit of parts including Teak Cabinet, chassis sockets, knobs to build 15 watt stereo amplifier	£19.95

### DIODES

Type	Price	Type	Price	Type	Price
AA119	£0.06	OA70	£0.06	IN4004	£0.06
BA100	£0.08	OA79	£0.08	IN4005	£0.07
BA148	£0.13	OA81	£0.08	IN4006	£0.08
BA173	£0.13	OA90	£0.08	IN4007	£0.09
BAX13	£0.05	OA91	£0.08	IN5400	£0.12
BAX16	£0.06	OA95	£0.08	IN5401	£0.13
OA200	£0.06	IN34	£0.06	IN5402	£0.14
OA202	£0.07	IN60	£0.07	IN5404	£0.15
BY100	£0.18	IN4148	£0.05	IN5406	£0.19
BY126	£0.12	IN4001	£0.04	IN5407	£0.23
BY127	£0.14	IN4002	£0.04	IN5408	£0.28
OA47	£0.06	IN4003	£0.05	IS44	£0.03

### LINEAR

Type	Price	Type	Price	Type	Price
CA270	£0.95	SL414A	£1.75	TBA810	£0.85
CA3089	£1.70	SN76013N	£1.65	TBA820	£0.65
CA3090	£3.00	SN76023N	£1.60	uA703	£0.20
LM380	£0.80	SN76115	£1.60	uA709C	£0.25
LM381	£1.35	TAA550	£0.30	uA710	£0.25
LM3900	£0.50	TAA621A	£1.80	uA711	£0.26
MC1310P	£0.85	TBA120B	£0.60	741P	£0.16
NE555	£0.18	TBA641A	£1.10	TAA661B	£1.25
NE556	£0.55	TBA800	£0.75	TAA661B	£1.25

## SPECIAL OFFER! COMPONENT PAKS

O/N/O	Quantity	£	p
SJ1	200 Resistors mixed values	0.50	
SJ2	200 Carbon resistors 1-1 watt preformed	0.50	
SJ3	100 1/2 watt miniature resistors mixed values	0.50	
SJ4	60 1/2 watt resistors mixed values	0.50	
SJ5	50 1-2 watt resistors mixed pot values	0.50	
SJ6	50 Precision resistors 1-2" tol. mixed	0.50	
SJ7	30 5-10 watt wirewound resistors mixed	0.50	
SJ11	150 Capacitors mixed types & values	0.50	
SJ12	60 Electrolytics all sorts mixed	0.50	
SJ13	50 Polyester/polystyrene capacitors mixed	0.50	
SJ14	50 C280 type capacitors mixed	1.00	
SJ15	40 High Quality electrolytics 100-470mf	1.00	
SJ16	40 Low Vts Electrolytics mixed up to 10v	0.50	
SJ17	20 Electrolytics transistor types mixed	0.50	
SJ18	20 Tantulum bead capacitors mixed	0.50	
SJ20	2 large croc clips 25A Tester	0.85	
SJ21	Large 7 1/2" Mains Neon Tester	0.55	
SJ22	Small pocket size Mains Neon Tester	0.55	
SJ23	Siemens 220v AC Relay DPDT contacts 10amp rating - housed in plastic case	1.00	
SJ24	Black PVC tape (1/2" 15mm - 25m - strong tape for electrical & household use		
	<b>0.35 per roll 1.50 5 rolls</b>		
SJ25	100 Silicon NPN transistors all perfect & coded - mixed types with data & equivalent sheet	2.50	
SJ26	100 Silicon PNP transistors all perfect & coded - mixed types and cases data and equivalent	2.50	
SJ27	50 Assorted pieces of SCR's diodes & rectifiers incl. stud types all perfect - no rejects fully coded - data incl.	2.50	
SJ28	20 TTL 74 series gates - assorted 7401 - 7460	1.00	
SJ33	PC Board - mixed double PCB fiberglass/ paper single & double sided - super value!	0.75	
SJ34	200 sq. ins. approx copper clad paper board	0.80	
SJ35	100 sq. ins. approx copper clad fibre glass	0.50	
SJ49	8 dual gage carbon pots log & lin mixed values	1.00	
SJ50	20 assorted slider knobs - chrome/black	1.00	
SJ51	1 Switchbank 5 way incl. silver knobs	1.00	
SJ52	1 pak of vero board approx 50 sq. ins. mixed	1.00	
SJ53	1 Mammoth I.C. Pack approx 200pcs assorted fall-out integrated circuits including logic 74 series, linear-audio and D.T.L. many coded devices but some unmarked - you to identify	1.00	
SJ54	20 slider pots mixed values & sizes	1.00	
SJ56	6 100K lin 40mm slider pots	0.50	
SJ57	6 100K log 40mm slider pots	0.50	
SJ58	6 1K lin 40mm slider pots	0.50	
SJ59	6 5K lin 40mm slider pots	0.50	
SJ60	4 5K log 60mm single	0.50	
SJ61	4 100K log 60mm single	0.50	
SJ62	5 15mm chrome knobs standard push fit	0.50	
SJ63	1 Instrument knob - black winged (29 - 20mm) with pointer 1/2" standard screw fit	0.15	
SJ64	1 Instrument knob - black/silver aluminium top (17 - 15mm) 1/2" standard screw fit	0.12	
<b>METAL CASE DUAL SLIDER POTS: 45mm travel</b>			
SJ65	10K log	0.25 each	
SJ66	100K lin	0.25 each	
SJ67	Chrome slider knobs to fit	0.10 each	
SJ68	30 2TX300 type transistor NPN pre-formed for P/C Board colour coded blue - all perfect	1.00	
SJ69	30 2TX500 type transistor PNP pre-formed for P/C Board colour coded white - all perfect	1.00	
SJ70	25 BC107 NPN TO106 case perfect transistors code C1359	1.00	
SJ71	25 BC177 PNP TO106 case perfect transistors code C1395	1.00	
SJ72	4 2N3055 silicon power NPN transistors TO3	1.00	
SJ73	6 T064 SCR's 5Amp assorted 50v - 400v all coded	1.00	
SJ74	8 way ribbon cable - colour coded individually PVC insulated solid tinned copper conduction	0.20 meter	
SJ75	FM coax cable - plain copper conduction cellular polythene insulated and plain copper braided PVC sheath - impedance 75 ohms	0.10 meter	
SJ76	1 Board containing 2 - 5 pin DIN sockets 180° 0-2 pin DIN DIN loudspeaker sockets	0.30	
SJ77	A 5 pin DIN 180° chassis/normal socket incl. DPDT switch	0.20	
SJ83	5 Germ. OC71 type photo transistors	1.00	
SJ84	10 BD131 NPN transistors low Hfe rejects	0.50	
SJ85	6 PNP Darlington Power Transistors TO-126	0.50	
SJ86	5 PNP TO-3 germ. power transistors at VLTS10-20VCB	0.50	
SJ87	20 Asst. heat sinks TO15/18/92	0.50	
SJ88	2 Post Office relays	1.00	
SJ89	20 Mixed values 400mW zener diodes 3-10v	0.50	
SJ90	20 Mixed values 400mW zener diodes 11-33v	1.00	
SJ91	10 Mixed values 1W zener diodes 3-10v	0.50	
SJ92	10 Mixed values 1W zener diodes 11-33v	0.50	
SJ95	8 Silicon Bridge Rectifiers up to 4Amp		
	200v - Data	£1.50	
SJ96	1 Battery holder to take 6 - HP7's	£0.10	
16168	5 assorted ferrite rods	0.50	
16169	2 tuning gages MW/LW	0.50	
16170	50 meters asst. colours single strand wire	0.50	
16171	10 Reed switches	0.50	
16172	3 Micro switches	0.50	
16173	15 assorted pots	0.50	
16177	1 pack assorted hardware	0.50	
16178	5 Main slider switches assorted	0.50	
16179	1 pack assorted tag strips	0.50	
16180	15 assorted control knobs	0.50	
16181	3 Rotary wave change switches	0.50	

# Technical Training in Radio, Television and Electronics

ICS have helped thousands of ambitious people to move up into higher paid, more secure jobs in the field of electronics—now it can be your turn. Whether you are a newcomer to the field or are already working in the industry, ICS can provide you with the specialised training so essential to success.

## Personal Tuition and Guaranteed Success

The expert and personal guidance by fully qualified tutors, backed by the ICS guarantee of tuition until successful is the key to our outstanding record in the technical training field. You study at the time and pace that suits you best and in your own home. In the words of one of our many successful students: "Since starting my course, my salary has trebled and I am expecting a further increase when my course is completed."

## City and Guilds Certificates

Excellent job prospects await those who hold one of these recognised certificates. ICS can coach you for:

Telecommunications Technicians  
Radio, TV Electronics Technicians  
Technical Communications  
Radio Servicing Theory  
Radio Amateurs  
Electrical Installation Work  
Also MPT Radio Communications Certificate

## Diploma Courses

Colour TV Servicing  
Electronic Engineering and Maintenance  
Computer Engineering and Programming  
Radio, TV and Audio, Engineering and Servicing  
Electrical Engineering, Installations and Contracting

## Qualify for a New Career

Home study courses for leading professional examinations and diploma courses for business and technical subjects:—

G.C.E.	Engineering	Purchasing
60 subjects	Farming	Sales
at "O" &	Heating	Storekeeping
"A" levels	Industrial	Work Study
Accountancy	Management	
Air	Mechanical	
Conditioning		
Building		

POST OR PHONE TODAY FOR FREE BOOKLET.

**ICS To: International Correspondence Schools**

SINCE 1890  
Dept. S276 Intertext House, London  
SW8 4UJ or telephone 622 9911

Subject of Interest .....

Name .....

Address .....

Telephone Number .....

## J. BIRKETT

(Partners: J. H. Birkett, J. L. Birkett)  
Radio Component Suppliers  
25 The Strait, Lincoln, LN2 1JF

**SPECIAL 5 NPN DARLINGTON PAIRS** in 14 Pin DIL Packages HFE 5000 500mA 10 volt with connections at 50p each.  
**SEMI-AIRSPACED DAU TRIMMERS** 2 To 9pf, 7 To 35pf, 6 To 45pf, 8 To 125pf, 8 To 140pf. All at 15p each.  
**MIDGET 20pf AIRSPACED TRIMMERS** at 15p each.  
**MINIATURE DIFFERENTIAL AIR SPACED TRIMMERS** 10x10pf = 22p.  
**EDDYSTONE TRANSMITTING VARIABLE** 30-30pf (60pf) Wide Spaced = £2.20.  
**COMMON ANODE 7 SEGMENT RED DISPLAY FND 507** with data = 70p.  
**VHF MINIATURE WIRE ENDED PIN DIODES** For Transit-Receive Aerial Switching with circuits at 40p, 3 for £1. **UHF TYPE** = 60p each.  
**SOLDER-IN FEED THRU'S** 6.8pf, 300pf, 1000pf All 20p doz.  
**3/16" COIL FORMERS** with core at 6 for 25p.  
**VERNITRON FM 4 10.7MHz FILTERS** 50p each, 3 for £1.  
**ERIE RED CAP. 01uf 100v.w., DISC CERAMICS** at 5p each.  
**QUAD COMPARATOR LM 339** with data = 50p.  
**12 WAY MINIATURE CERAMIC TAG STRIPS** = 15p.  
**VHF MINIATURE R.F. CHOKES** 3 UH, 5 UH, 10 UH, 22 UH, 27 UH, 60 UH, All 7p ea.  
**FX 1115 FERRITE BEADS** at 15p doz. **VHF TRANSISTOR 2N 918** = 25p.  
**VARIABLE CAPACITORS** 5pf = 75p, 10pf = 75p, 50-50pf = £1, 125-125pf = 60p, 100-200pf = 60p, 200-200-20-20pf = 60p, 250-250-20-20-20pf = 75p, 25-25-25pf = 75p.  
**800 MHz STRIPLINE TRANSISTOR NPN BF 362** = 25p, PNP BF 679 = 25p.  
**THYRISTORS** 10 amp type. 100 PIV = 28p, 400 PIV = 55p, 800 PIV = 65p.  
**DUAL GATE MOS FETS LIKE 40673** = 33p, 4 for £1.10.  
**VHF FETS BF 256C** = 4 for 75p, E304 = 4 for £1.  
**OP-TO ISOLATORS 1L-74** with data at 50p each.  
**MULLARD POLYESTER CAPACITORS** .1uf 16v.w., at 20p doz.  
**300 To 75 ohm BALUN TRANSFORMERS** at 20p.  
**50 2 WATT ZENER DIODES** assorted untested for 60p.  
**50 BC 107-8-9 TRANSISTORS** assorted untested for 60p.  
**PAPER CAPACITORS** 10uf 370 V.A.C. 5 1/2" x 2 1/2" x 1 1/2" = £1.50 each.  
**CRYSTAL FILTERS** 10.7 MHz B.W. ± 7.5 KHz = £5 each.  
**200 ASSORTED 1/2, 1/4 WATT RESISTORS** for 75p.  
**50 DISC CERAMICS** assorted for 60p.  
**10 AMP TOGGLE SWITCHES** 2 Pole Make for 50p.  
**CRYSTALS 10X TYPE** 8010 KHz, 7090 KHz All 40p each.  
**GUNN DIODES X BAND** with data = £1.65, Type CYX11A = £3.  
**HIGH SPEED CMOS HEF 4518BF** = 55p, 5 for £2.  
**DIE CAST ALLOY BOXES** 6" x 3.3/16" x 2" = £1.15, 3 for £2.85.  
**ELECTRET MICROPHONE INSERTS** with Fet Pre-Amp = £1.85.  
**400mW ZENER** unmarked good. 3.6v, 6.8v, 10v, 11v, 12v, 13v, 16v, 18v, 24v, 30v, 33v, 36v. All at 10 for 40p.  
**WIRE WOUND POTENTIOMETERS** 2 Watt 2K, 5K, 10K, 100K 4 watt All 30p.  
**CLOSE TOLERANCE CAPACITORS** 1288pf, 1670pf, 5979pf, 19869pf All 1% at 5p each, 100,000pf 1% = 12p.  
**ASSORTED PACKS OF CRYSTALS 10XAJ 30** for £1.20, FT 241A 20 for £1.20, FT 243 20 for £1.50, 10X Type 25 for £1.25.  
**SUB-MINIATURE LOUDSPEAKERS** 8 ohm 1 1/2" Dia. = 75p.  
**MAINS TRANSFORMERS** 240 volt input. Type 1. 24 volt Tapped at 14 volt 1 amp = £1.30 (P&P 25p), Type 2. 30-0-30 volt 500 mA = £1.30 (P&P 25p).  
**TTL I.C.'s** 7400, 74L00, 7410, 7430, 7453, All at 10p each, 6 for 50p.  
Please add 20p for post and packing, unless otherwise stated, on U.K. orders under £2.  
Overseas postage charged at cost.

## RADIO CONTROL

### P.W. F.M. SYSTEM

## TELERADIO R/C ELECTRONICS ARE STOCKING ALL PARTS


Send S.A.E. for leaflets to

## TELERADIO R/C

325 Fore St., London N9 0PE 01-807 3719

Closed Thursdays

## NEAT! TIDY! HANDY! 1D 2D 3D 6D INTERLOCKING PLASTIC STORAGE DRAWERS



AS SUPPLIED:  
TO POST OFFICE  
& GOVT DEPTS

Newest, neatest system ever devised for storing small parts and components: resistors, capacitors, diodes, transistors, etc. Rigid plastic units interlock together in vertical and horizontal combinations. Transparent plastic drawers have label slots. 1D and 2D have space dividers. Build up any size cabinet for wall, bench or table top.

As supplied to Post Office, Industry and Government Depts.

SINGLE UNITS (1D) (5in x 2 1/2in x 2 1/2in) £3.70 DOZEN  
DOUBLE UNITS (2D) (5in x 4 1/2in x 2 1/2in) £5.90 DOZEN  
TREBLE (3D) £5.90 for 8.  
DOUBLE TREBLE 2 drawers, in one outer case (6D2) £8.90 for 8.  
EXTRA LARGE SIZE (6D1) £7.90 for 8.

PLUS QUANTITY DISCOUNTS  
Orders over £20, less 5%. Orders over £60, less 7 1/2%.  
PACKING/POSTAGE/CARRIAGE: Add £1.00 to all orders under £10. Orders £10 and over, please add 10% carriage.

QUOTATIONS FOR LARGER QUANTITIES.  
Please add 15% V.A.T. to total remittance.  
All prices correct at time of going to press.

124 Cricklewood Broadway, London N.W.2  
Telephone 01-450 4844

**FLAIRLINE SUPPLIES**

# THREE FOR FREE FROM CSC



## EXPERIMENTOR BREADBOARDS

No soldering modular breadboards, simply plug components in and out of letter number identified nickel-silver contact holes. Start small and simply snap-lock boards together to build a breadboard of any size.

All EXP Breadboards have two bus-bars as an integral part of the board, if you need more than 2 buses simply snap on 4 more bus-bars with the aid of an EXP 4B.

**EXP 325 £1.60** The ideal breadboard for 1 chip circuits. Accepts 8, 14, 16 and up to 22 pin ICs. Has 130 contact points including two 10 point bus-bars.




**EXP 350 £3.15** Specially designed for working with up to 40 pin ICs perfect for 3 & 14 pin ICs. Has 270 contact points including two 20 point bus-bars.



**EXP 300 £5.75** The most widely bought bread-board in the UK. With 550 contact points, two 40 point bus-bars, the EXP 300 will accept any size IC and up to 6 x 14 pin DIPS.



**EXP 600 £6.30** Most MICROPROCESSOR projects in magazines and educational books are built on the EXP 600



**EXP 650 £3.60** Has .6" centre spacing so is perfect for MICROPROCESSOR applications.



**EXP 4B £2.30** Four more bus-bars in "snap-on" unit.



The above prices are exclusive of P&P and 15% VAT.

## THE CSC 24 HOUR SERVICE TELEPHONE (0799) 21682

With your Access, American Express, Barclaycard number and your order will be in the post immediately

CONTINENTAL SPECIALTIES CORPORATION



**CSC (UK) LTD.** EUROPE, AFRICA, MIDEAST  
Dept 6EE Shire Hill Industrial Estate Units 1 and 2  
Saffron Walden, Essex CB11 3AQ  
Tel: Saffron Walden (0799) 21682. Telex: 817477

## Available from selected stockists ELECTRONICS BY NUMBERS

### RAIN ALARM

You need never be caught out by the weather again. The rain alarm will emit a warning sound whenever there's rain or moisture in the atmosphere. The current drawn from the battery is negligible so it can be left switched on for up to a year!

### WOBBLY WIRE GAME

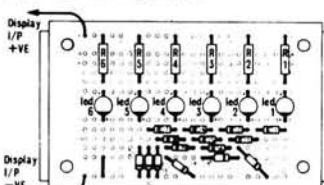
All the fun of the fair, in your own home! Test your skill at building and playing this version of the popular game, where a "wand" has to be moved from one end of a wire to the other, without the loop at the end of the wand ever touching the wire.

### HIGH QUALITY CONTINUITY TESTER

An invaluable piece of test gear for testing and fault finding circuits and wiring. Pure continuity checks can be carried out without being affected by adjoining circuitry.

Want to get started on building exciting projects but don't know how? Now using EXPERIMENTOR BREADBOARDS and following the instruction in our FREE "Electronics by Numbers" leaflets, ANYBODY can build electronic projects.

Look at the diagram, select R1, plug it in to the letter numbered holes on the EXPERIMENTOR BREADBOARD, do the same with the other components, connect to battery and ANYBODY can build a perfect working project.



### YOU WILL NEED

e.g. LED Bar Graph (a previous project) components EXP300 or EXP350  
D1 to D15 — Silicon Diodes  
R1 to R6 Resistors  
LED 1 to LED 6 Light emitting diodes

For the full detailed instructions, including "Electronics by Numbers" circuit diagrams, simply

Electronics by Numbers  
Projects No 4, No 5, No 6

take the coupon to your nearest CSC stockist or send direct to us and you will receive "THREE FREE PROJECTS FROM CSC".

If you missed Free project No's 1, 2 and 3, please tick the appropriate box in the coupon.

## PROTO-BOARDS

The ultimate in breadboards for the minimum of cost. Two easily assembled kits.



PB6 Kit, 630 contacts, four 5-way binding posts accepts up to six 14-pin Dips.

**PROTO-BOARD 6 KIT £9.20**



PB 100 Kit complete with 760 contacts accepts up to ten 14-pin Dips, with two binding posts and sturdy base. Large capacity with Kit economy.

**PROTO-BOARD 100 KIT £11.80**

## IT'S EASY WITH C.S.C. TO RECEIVE YOUR FREE COPY OF PROJECTS 4, 5 and 6.

### Just clip the coupon

Give us your name and full postal address (in block capitals). Enclose cheque, postal order or credit card number and expiry date, indicating in the appropriate box(es) the breadboard(s) you require.

### For immediate action

The C.S.C. 24 hour, 5 day a week service. Telephone 0799 21682 and give us your Access, American Express or Barclaycard number and your order will be in the post immediately

EXPERIMENTOR BREADBOARDS	CONTACT	IC CAPACITY 14 PIN DIP	UNIT PRICE INC P&P & 15% VAT	Qty req.
EXP 325	130	1	£ 2.70	
EXP 350	270	3	£ 4.48	
EXP 300	550	6	£ 7.76	
EXP 600			£ 8.39	
EXP 650	270	use with 0.6 pitch Dip's Strip Bus Bar	£ 5.00	
EXP 4B	Four 40 Point Bus Bars		£ 3.50	

PROTO BOARDS	CONTACT	IC CAPACITY 14 PIN DIP	UNIT PRICE INC P&P & 15% VAT	Qty req.
PB6	630	6	£11.73	
PB100	760	10	£14.72	

C.S.C.(UK)LTD. Dept 6EE Shire Hill Industrial Estate Units 1 and 2 Saffron Walden, Essex CB11 3AQ  
Tel: Saffron Walden (0799) 21682. Telex: 817477

NAME .....

ADDRESS .....

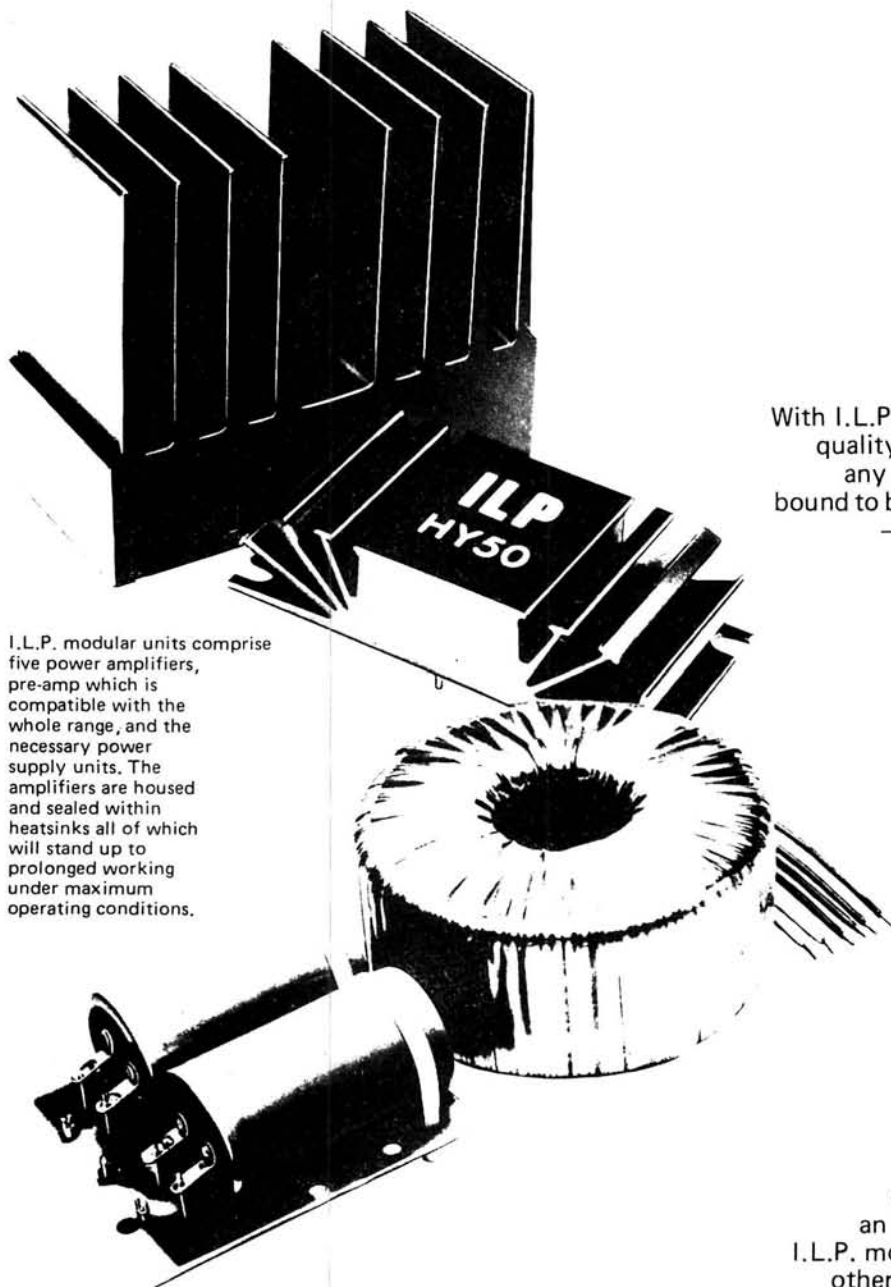
I enclose cheque/P.O. for £.....  
Debit my Barclaycard, Access, American Express card No. ....  
..... Expiry date .....

If you missed project No's 1, 2 and 3. Project 1: Two-Transistor Radio. Project 2: Fish n' Clicks. Project 3: Led Bar Graph tick box

For Free catalogue tick box  
.....  
Tel: Saffron Walden (0799) 21682. Telex: 817477

# Simply ahead . .

## ILP'S NEW GENERATION OF HIGH



I.L.P. modular units comprise five power amplifiers, pre-amp which is compatible with the whole range, and the necessary power supply units. The amplifiers are housed and sealed within heatsinks all of which will stand up to prolonged working under maximum operating conditions.

With I.L.P. performance standards and quality already so well established, any advances in I.L.P. design are bound to be of outstanding importance

— and this is exactly what we have achieved in our new generation of modular units. I.L.P. professional design principles remain

— the completely adequate heatsinks, protected sealed circuitry, rugged construction and excellent performance.

These have stood the test of time far longer than normally expected from

ordinary commercial modules. So we have concentrated on

improvements whereby our products will meet even more stringent demands

such, for example, as those revealed by vastly

improved pick-ups, tuners, loudspeakers, etc., all of

which can prove merciless to an indifferent amplifier system.

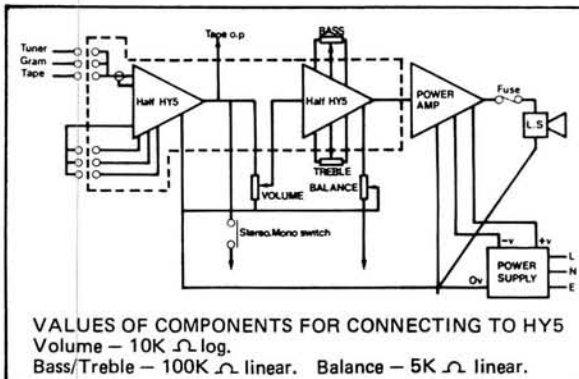

I.L.P. modules are for laboratory and other specialised applications too.

**PRODUCTS OF THE WORLD'S FOREMOST SPECIALISTS  
IN ELECTRONIC MODULAR DESIGN**

# and staying there

## PERFORMANCE MODULAR UNITS

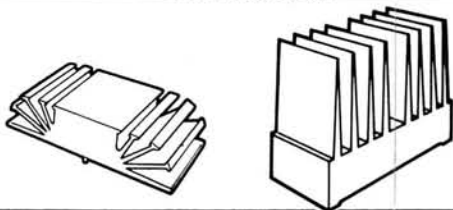
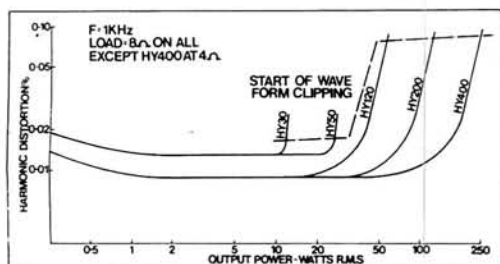
### HY5 PRE-AMPLIFIER



The HY5 pre-amp is compatible with all I.L.P. amplifiers and P.S.U.'s. It is contained within a single pack 50 x 40 x 15 mm, and provides multi-function equalisation for Magnetic/Ceramic/Tuner/Mic and Aux (Tape) inputs, all with high overload margins. Active tone control circuits; 500 mV out. Distortion at 1KHz—0.01%. Special strips are provided for connecting external pots and switching systems as required. Two HY5's connect easily in stereo. With easy to follow instructions.

£4.64 + 74p VAT


### THE POWER AMPLIFIERS



Model	Output Power R.M.S.	Distortion Typical at 1KHz	Minimum Signal/Noise Ratio	Power Supply Voltage	Size in mm	Weight in gms	Price + V.A.T.
HY30	15 W into 8 $\Omega$	0.02%	80dB	-20 -0- +20	105x50x25	155	£6.34 + 95p
HY50	30 W into 8 $\Omega$	0.02%	90dB	-25 -0- +25	105x50x25	155	£7.24 + £1.09
HY120	60 W into 8 $\Omega$	0.01%	100dB	-35 -0- +35	114x50x85	575	£15.20 + £2.28
HY200	120 W into 8 $\Omega$	0.01%	100dB	-45 -0- +45	114x50x85	575	£18.44 + £2.77
HY400	240 W into 4 $\Omega$	0.01%	100dB	-45 -0- +45	114x100x85	1.15Kg	£27.68 + £4.15

Load impedance — all models 4 - 16  $\Omega$   
Input sensitivity — all models 500 mV  
Input impedance — all models 100K  $\Omega$   
Frequency response — all models 10Hz - 45Hz - 3dB

### THE POWER SUPPLY UNITS



I.L.P. Power Supply Units are designed specifically for use with our power amplifiers and are in two basic forms — one with circuit panel mounted on conventionally styled transformer, the other with toroidal transformer, having half the weight and height of conventional laminated types.

PSU 30	$\pm 15V$ at 100ma to drive up to five HY5 pre-amps	£4.50 + £0.68 VAT
PSU 36	for 1 or 2 HY30's	£8.10 + £1.22 VAT
PSU 50	for 1 or 2 HY50's	£8.10 + £1.22 VAT
PSU 70	with toroidal transformer for 1 or 2 HY120's	£13.61 + £2.04 VAT
PSU 90	with toroidal transformer for 1 HY200	£13.61 + £2.04 VAT
PSU180	with toroidal transformer for 1 HY400 or 2 x HY200	£23.02 + £3.45 VAT

**NO QUIBBLE  
5 YEAR GUARANTEE  
7-DAY DESPATCH ON  
ALL ORDERS  
INTEGRAL  
HEATSINKS  
BRITISH DESIGN AND  
MANUFACTURE  
FREEPOST SERVICE  
—see below**

### ★ ALL U.K. ORDERS DESPATCHED POST PAID HOW TO ORDER, USING FREEPOST SYSTEM

Simply fill in order coupon with payment or credit card instructions. Post to address as below but do not stamp envelope — we pay postage on all letters sent to us by readers of this journal.



**L.P. ELECTRONICS LTD.**  
FREEPOST 1 Graham Bell House, Roper Close,  
Canterbury, Kent CT2 7EP.  
Telephone (0227) 54778 Telex 965780

Please supply . . . . .

. . . . . Total purchase price £ . . . . .

I enclose Cheque ☐ Postal Orders ☐ International Money Order ☐

Please debit my Account/Barclaycard Account No. . . . .

NAME . . . . .

ADDRESS . . . . .

Signature . . . . .



#### EDITOR

Geoffrey C. Arnold

#### ASSISTANT EDITOR

Dick Ganderton C. Eng., MIERE

#### ART EDITOR

Peter Metalli

#### TECHNICAL EDITOR

Malcolm Cummings G8KPN

#### NEWS & PRODUCTION EDITOR

Alan Martin

#### TECHNICAL SUB-EDITOR

Joe Bishop

#### TECHNICAL ARTIST

Rob Mackie

#### ASSISTANT ART EDITOR

Keith Woodruff

#### SECRETARIAL

Sylvia Barrett  
Sharron Breeze

#### EDITORIAL OFFICES

Westover House,  
West Quay Road,  
POOLE, Dorset BH15 1JG  
Telephone: Poole 71191

#### ADVERTISEMENT MANAGER

Telephone: 01-261 6636

Dennis Brough

#### AD. SALES EXECUTIVE

Telephone: 01-261 6807

Roger Hall G8TNT (Sam)

#### CLASSIFIED ADVERTISEMENTS

Telephone: 01-261 5762

Colin R. Brown

#### MAKE UP & COPY DEPARTMENT

Telephone: 01-261 6570

Dave Kerindi

#### ADVERTISEMENT OFFICES

King's Reach Tower, Stamford St.,  
London, SE1 9LS  
TELEX: 915748 MAGDIV-G

## NEWS...

## NEWS...

### **The 1979 Girl Technician Engineer of the Year**

The 1979 Girl Technician Engineer of the Year is Mrs Anne Cox-Horton, age 26, an Electrical Contracts Engineer from Chertsey, Surrey. At a recent ceremony in London she was presented with the prize of £250 and an inscribed rose bowl by Sir Montague Finniston, FRS, Chairman of the Committee of Inquiry into the Engineering Profession.

The Runner-up, Mrs Barbara Needham, 27, a Senior Research Engineer from Harlow, Essex, received a special award of £150.

Sponsored by The Caroline Haslett Memorial Trust and the IEETE, this Award aims to focus attention on electrical and electronic engineering as a worthwhile professional career for women.

Ann Cox-Horton is a Contracts Engineer with T. Clarke & Co. Limited, a London firm of electrical contractors. She is responsible for contracts valued at up to £1½ million, including the work of up to 50 people. Ann served her



apprenticeship on building sites, and was actually the first girl apprentice ever registered with the Joint Industry Board.

*The Institution of Electrical and Electronics Technician Engineers, 2 Savoy Hill, London WC2R 0BS. Tel: 01-836 3357.*

### **Ron Ham in Video**

During August 1979, BBC TV-South Today visited Chalk Pits Museum at Amberley, West Sussex.

The purpose of the visit was to record a programme commemorating the 40th anniversary of the outbreak of the second world war.

The programme centred around the Radio Workshop—a collection of antique and wartime radio equipment—run by none other than Ron Ham BRS15744, who writes the

"VHF Bands" column in *Practical Wireless*.

Our photograph shows the BBC camera crew filming at the Radio Workshop, and Ron Ham can be seen at the extreme right of the picture. The 7½ minute programme was shown on 3 September 1979.

The museum re-opens on 2 April 1980, for information on opening times contact: *Chalk Pits Museum, Houghton Bridge, Amberley, West Sussex. Tel: Bury (079 881) 370.*



## Versatile Chips

Plessey Semiconductors has won an order for over half a million remote control chips from Joustra, a leading French toy manufacturer.

The i.c.s have been designed into Joustra's latest remote controlled model car which is being sold in French toy shops now.


The remote control i.c.s are the SL490 transmitter and the ML928 receiver. Low current consumption on the transmitter chip ensures a long battery life. The car is controlled easily by

a miniature steering wheel on the hand-held transmitter.

Although the Joustra car is radio controlled, the same chips are versatile enough to be used for ultrasonic, infra-red or cable transmission systems.

Originally developed for TV applications, Plessey Semiconductors is currently designing these remote control chips into other systems such as moving toys, TV games and domestic appliances.

*Plessey Semiconductors Ltd., Cheney Manor, Swindon, Wiltshire. Tel: (0793) 36251.*



## Teletext/Viewdata in Japan

Mullard Ltd. was one of four companies who took part in a two-day series of presentations of the British Teletext/Viewdata systems in Tokyo during December.

The other participants were General Instruments, Texas Instruments and VG Electronics. The Department of Industry and the Electronic Component Industry Federation were also represented.

The presentations were organised by the British Overseas Trade Board and were held at the British Export Marketing Centre. Audiences consisted of leading Japanese setmakers and broadcasting authorities.

The objective of the presentation was to underline the advantages of the Mullard Teletext/Viewdata systems, components and sub-assemblies to those Japanese setmakers who

undertake—or plan to undertake—manufacture of suitably-adapted TV receivers in the UK or Europe.

*Mullard Limited, Mullard House, Torrington Place, London WC1E 7HD. Tel: 01-580 6633.*

## SERT has moved

Since Monday, 12 November 1979, the Society of Electronic and Radio Technicians have been established in their new premises.

The new address is: 57-61 Newington Causeway, London SE1 6BL. Tel: 01-403 2351.

## Ring Their B.E.L.

Barrie Electronics Ltd. inform us that they now stock the complete range of Vero Products. The products are on display at: 3 The Minorities, London EC3N 1BJ. Tel: 01-488 3316/7/8.

## SWLs & DXers get-together

A "get-together", supported by the European DX Council and organised by Northern DXers and short-wave listeners, is to take place on Saturday, 8 March 1980, starting at 2.00pm.

The venue will be the Conference Centre at the heart of the city of Durham.

Attendance is expected to be quite large and various receiver manufacturers have been invited, along with guest speakers who will give talks. The EDXC and the Handicapped Aid Programme UK will also be represented, as will certain international broadcasting stations.

A number of receivers will be on show (including the Trio R-1000) and programme schedules for the new frequency period will be available.

For further details, a "get-together" agenda and a map, contact: *The Organiser, John Shaw, 10 Poplar Lea, Brandon, Durham, Co Durham. Tel: (0385) 780743.*

## Catalogues

Ace Mailtronix Ltd., the Wakefield based component supplier have recently published their latest catalogue.

The catalogue costs 30p and is supplied with a 30p voucher which is redeemable with orders over £5.00.

Available from: *Ace Mailtronix Ltd., Tootal Street, Wakefield, West Yorkshire WF1 5JR. Tel: (0924) 250375.*

Sigma Technical Press publish their latest catalogue of books, which should be of particular interest to the personal and professional computer user.

Available from: *Sigma Technical Press, 23 Dippons Mill Close, Tettenhall, Wolverhampton WV6 8HH. Tel: (0902) 763152.*

Transam Components Ltd. have recently published a new computer products catalogue containing details of their products and specialist services offered to micro-computer users in the UK.

For further information contact: *Transam Components Ltd., 12 Chapel Street, London NW1 5DH. Tel: 01-402 8137.*

## BEGINNING THE



# NIMBUS

## Modular 2m Transceiver System (Part 1)

Michael TOOLEY BA G8CKT

&

David WHITFIELD BA MSc G8FTB

The 2 metre amateur band is popular with both class A and B licence holders and covers the frequency range from 144MHz to 146MHz. While many operators make use of high power f.m. and s.s.b. fixed station equipment in pursuit of long distance contacts, excellent results can be achieved using a low-power portable transceiver. For the energetic, operation from a mountain peak or other local "high spot" will bring considerable rewards; even under normal conditions contacts can readily be made over paths of more than 200km. The advent of 2 metre repeaters, of which there are currently a large number in service, has greatly improved the working range of portable and mobile equipment from many otherwise less than favourable sites.

The PW "Nimbus" has been developed to meet the need for a compact and versatile portable 2 metre f.m. transceiver. The basic circuit module comprises a single printed circuit board measuring only 160mm x 90mm. The single-sided board incorporates a high performance dual-conversion superhet receiver and a matching low-power transmitter. In order to allow the constructor the choice of a wide range of possible equipment configurations, the controls, changeover switching, modulator and power supplies are all external to the basic circuit module. A range of add-on modules designed to extend the performance of the basic unit will be described in later articles. These will include an alternative speech processor/modulator, a 10W power amplifier, a mains power unit, battery charger, repeater tone-burst with time-out facility and an extended multi-channel facility. The "Nimbus" can thus form the basis of a comprehensive 2 metre station which can change and grow to adapt to the individual needs of the constructor.

The design underwent many changes in the course of its evolution from rather speculative beginnings (sketches on used envelopes, beer mats, etc.), to the first QSO on the air using the prototype. Between these two extremes are hidden long periods (often well into the small hours) of paper design and bench testing. The immense satisfaction to be derived from operating a piece of equipment which has been built entirely by one's own efforts is hard to describe.

Whilst it is realised that the diecast box into which the transceiver boards fit is rather larger, to say the least, than the normal hand-held size, the dimensions were thought appropriate for two reasons. Sufficient room has been left



in the box for later additions and modifications of the basic circuitry, also the box used in the prototype is a readily obtainable item.

The constructor may, of course, feel free to use any convenient metal box provided it is rigid in construction, (no tobacco tins please!) and has sufficient internal space for the mounting of the units.

## Design Philosophy

The basic transceiver module represents a compromise between cost and circuit complexity, while providing a standard of performance which should satisfy the demands of all but the most discerning amateur. The design is straightforward and conventional, using well-proven devices and techniques. It should, however, be clearly stated at the outset that *this is not a project for the novice, nor is it suitable for the newcomer to r.f. constructional practice.*

A great deal of consideration was given to the ultimate flexibility of the overall design. Indeed, from the outset it was envisaged that the basic circuit module would form the heart of a number of possible transceiver configurations. The transmitter and receiver circuits have consequently been kept entirely independent (permitting "full duplex" operation if required), and all controls and changeover switching may then be arranged to suit the particular application. The main aim was to produce a portable transceiver which could be built for about half the cost of a comparable ready-made unit. Even so, constructors should be wary of too much economy; "junk box" components should be avoided, and only new full-specification devices should be used.

## System Description

The basic system comprises a number of functional modules (transmitter, modulator, etc.) which may be connected in a variety of different configurations to suit particular applications. Figure 1 shows a simple arrangement of the three basic modules in the form of a portable transceiver. This particular arrangement produces a compact unit of good performance, yet which features a current consumption which is low enough to allow portable operation from a modest battery supply (e.g., 225mAh 12.5V NiCad pack measuring approximately 25mm diameter by 70mm long).

The three basic circuit modules are arranged physically as two single-sided p.c.b.s, the main board containing the

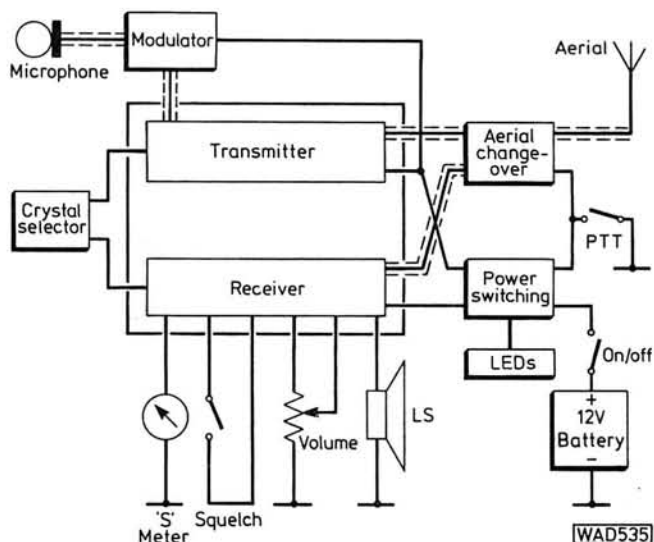


Fig. 1: System block diagram for a portable v.h.f. f.m. transceiver

transmitter and receiver modules. Although these are on the same board, they are totally isolated functionally, but for the use of a common earth plane. The second board contains the modulator and this arrangement will be seen in future articles as capable of providing the maximum flexibility without undue proliferation of boards.

A functional block diagram for the transmitter module is shown in Figure 2. A low frequency (18MHz) fundamental crystal oscillator is used to define the transmitter output frequency. The fundamental signal is then passed to the phase modulator circuit before being successively applied to three cascaded frequency doubler stages. The output from the final doubler is thus at eight times the fundamental frequency, and this is used to drive the output amplifier stage. The overall design features bandpass coupling throughout which achieves a low harmonic content in the output. The alignment procedure is simple with test points provided for each stage; the only test equipment necessary for alignment of the transmitter being a simple d.c. voltmeter.

The receiver module features a conventional high performance dual-conversion superhet arrangement as shown in Figure 3. The signal frequency is applied via the r.f. amplifier stage to the input of the first mixer. The local oscillator drive is derived, by way of a frequency tripler,

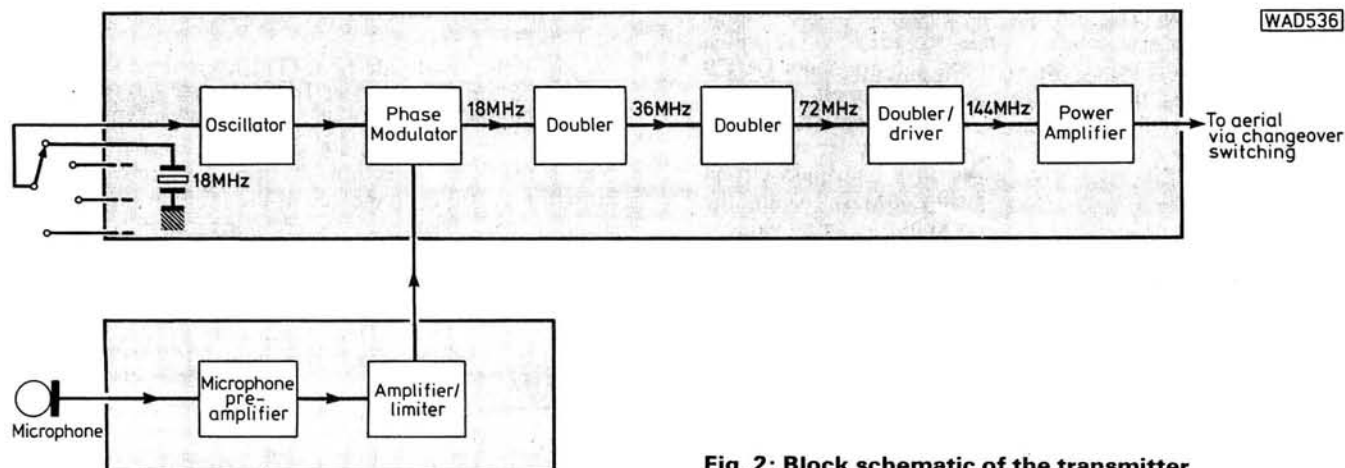


Fig. 2: Block schematic of the transmitter

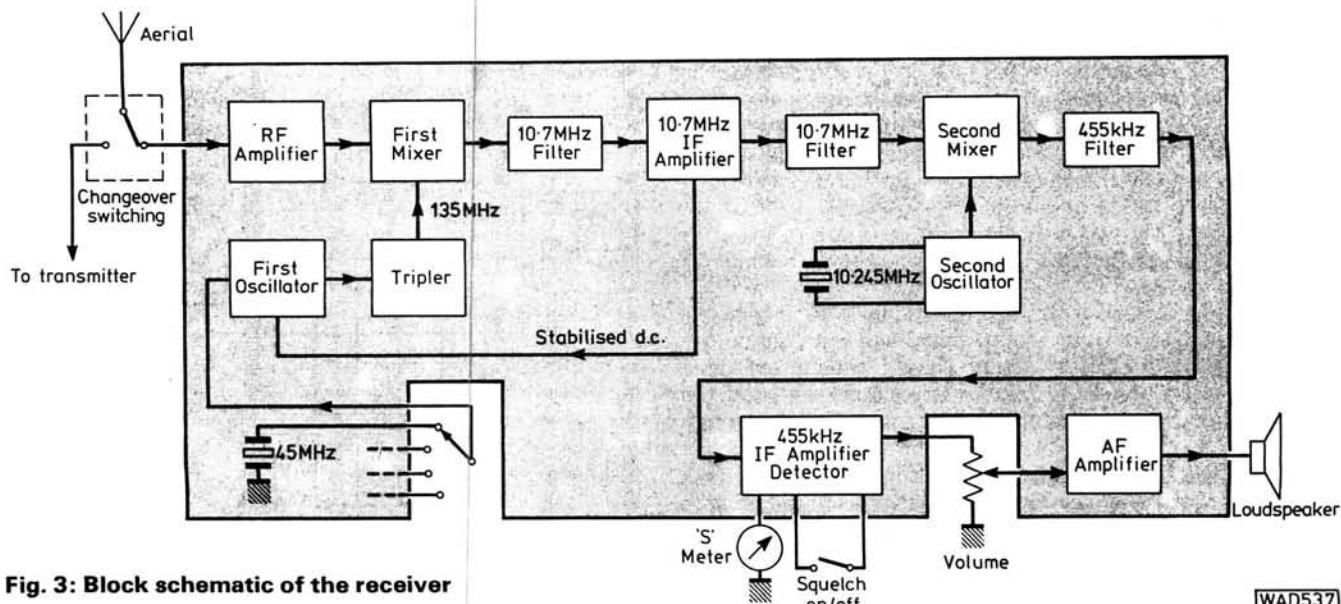


Fig. 3: Block schematic of the receiver

from the first oscillator working at 45MHz. The 10.7MHz output from the first mixer is filtered to remove the unwanted mixer products, and then amplified before being applied to the second mixer. The output from the second mixer is at 455kHz and this signal is further amplified before being demodulated. The combined second i.f. amplifier and demodulator stage also provides the 'S' meter and audio squelch facilities. Final audio amplification is provided by an i.c. power amplifier. The use of high gain i.c. amplifiers, with their associated i.f. filters, ensures that the alignment of the receiver is a very straightforward task, with a minimum of preset adjustments.

The modulator is arranged as a separate unit to allow the user a choice of speech processing and other associated facilities (e.g., VOX, ALC, toneburst, etc.). The basic modulator features a variable gain microphone pre-amplifier to allow a variety of microphones to be used. After amplification, the signal is subject to peak limiting to prevent over-deviation on speech peaks, the output being adjusted in level to set the maximum transmitter deviation.

## Transmitter

The transmitter is shown in Figure 4. Transistor Tr1 operates as a conventional Colpitts oscillator with frequency determining crystals and trimmers selected by S1b. The d.c. supply to the oscillator stage is stabilised against supply variations by means of a simple Zener diode regulator, D1. Phase modulation is provided by Tr2 which acts as a variable reactance element. Components L1/C9 and L2/C12 form a bandpass coupled tuned circuit at 18MHz. The coupling capacitor, C10, is kept small so as to ensure purity of the input to the first doubler stage, Tr3 output of which is similarly passed to a bandpass circuit with the selected frequency now being 36MHz. Again, the value of coupling capacitor, C17, is kept to a small value.

Transistor Tr4 is the second doubler with an output at 72MHz which is selected by L5/C21 and L6/C24, the final doubler, Tr5, providing an output on 144MHz. The collector of Tr5 is tapped into the tuned circuit, L7/C35, in order to ensure a good impedance match and also to maintain a relatively high 'Q' factor in the bandpass coupled circuit.

The final stage is a low-power amplifier operating with both input and output at 144MHz. The emitter of Tr6 is

returned directly to the earth rail rather than via the resistor and capacitor arrangement associated with the earlier doubler stages; this helps to reduce the impedance of the emitter connection and facilitates heat sinking. The combination of L10/TC6/TC7 tunes to 144MHz, TC6/TC7 being adjustable in order to provide correct matching of the antenna load impedance. The r.f. output level is detected by D2 and a d.c. output is available at TP6 for alignment purposes and for continuous r.f. output indication where desired.

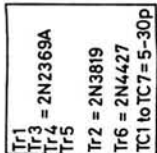
Alignment of the multiplier stages is facilitated by means of test points TP1 to TP4 where the emitter current of successive stages may be monitored and TP5, which allows for measurement of the collector current (either directly or by calculation involving the voltage drop across R22), and hence d.c. input power to the final stage.

## Receiver

The receiver circuit is shown in Figures 5(a) and 5(b). The double superhet receiver necessitates the use of two mixers and associated crystal-controlled first and second oscillators. The high first intermediate frequency (10.7MHz) ensures good image channel rejection whilst the low second intermediate frequency (455kHz) permits the use of low cost ceramic filters in order to achieve the desired selectivity (approximately 12kHz at the -6dB points). Integrated circuits are used in both the 10.7MHz and 455kHz i.f. stages.

A low noise dual-gate f.e.t. (Tr100) is used for the first stage of r.f. amplification at 144MHz, giving about 20dB of gain coupled with excellent cross-modulation performance. A second dual-gate device is used for the first mixer stage with injection at approximately 135MHz. Transistor Tr102 is connected in the familiar Colpitts configuration with frequency determining crystals and their associated trimmers selected by S1a (this is ganged with the transmitter crystal switch S1b). Tuned circuit L102, C108 and associated stray capacitance tune the collector circuit of Tr102 to 45MHz. Transistor Tr103 operates in common base mode as a tripler with L103/TC106 tuned to 135MHz.

To improve efficiency, a small amount of forward bias is applied to the stage by means of the potential divider formed by R112 and R113. The 7.8V regulated supply for



## TRANSMITTER

### Resistors

$\frac{1}{4}$ W 5% carbon

10 $\Omega$	1	R22
22 $\Omega$	1	R21
47 $\Omega$	2	R16, 20
100 $\Omega$	3	R4, 7, 11
220 $\Omega$	1	R15
470 $\Omega$	2	R12, 19
2.2k $\Omega$	2	R8, 14
3.3k $\Omega$	1	R3
4.7k $\Omega$	2	R10, 18
10k $\Omega$	2	R1, 13
15k $\Omega$	1	R2
22k $\Omega$	2	R9, 17
100k $\Omega$	2	R5, 6

### Semiconductors

#### Transistors

2N2369A	4	Tr1, 3, 4, 5
2N3819	1	Tr2
2N4427	1	Tr6

#### Diodes

BZY88C9V1	1	D1
OA91	1	D2

### Miscellaneous

4.8mm coil formers Type 722/1 (8); tuning slugs Type 4 (6); coil former bases (8); screening cans Type 10 (8); anti-parasitic beads (3); HC25/U crystal sockets (4); RFC1 see text.

### Capacitors

#### Ceramic

1pF	1	C29
1.8pF	1	C33
2.2pF	1	C23
4.7pF	1	C17
10pF	1	C10
15pF	2	C8, 35
22pF	4	C15, 18, 21, 24
33pF	2	C9, 12
47pF	1	C5
220pF	2	C2, 3
1nF	7	C1, 4, 14, 19, 27, 31, 36
10nF	11	C7, 13, 16, 20, 22, 25, 26, 28, 30, 32, 34
100nF	1	C6

#### Tantalum bead 25V

10 $\mu$ F	1	C11
------------	---	-----

#### Ceramic trimmers, miniature

5–30pF	7	TC1, 2, 3, 4, 5, 6, 7
--------	---	-----------------------

## MODULATOR

### Resistors

$\frac{1}{4}$ W 5% carbon

220 $\Omega$	1	R205
1k $\Omega$	1	R207
3.3k $\Omega$	2	R201, 202
10k $\Omega$	3	R200, 203, 204
22k $\Omega$	1	R206

### Potentiometers

Min. preset (vertical mounting) 0.1W

10k $\Omega$ lin.	1	VR201
1M $\Omega$ lin.	1	VR200

### Capacitors

#### Ceramic

10nF	1	C205
47nF	1	C204
100nF	1	C200

#### Electrolytic 16V

1 $\mu$ F	1	C203
2.2 $\mu$ F	1	C202
47 $\mu$ F	1	C201

### Semiconductors

#### Diodes

1N914	2	D200, 201
-------	---	-----------

#### Integrated circuits

741	2	IC200, 201
-----	---	------------

## GENERAL ASSEMBLY

### Resistors

$\frac{1}{4}$ W 5% carbon

1k $\Omega$	2	R300, 301
-------------	---	-----------

### Potentiometers

47k $\Omega$ log.	1	VR102/S2 (d.p. switch)
-------------------	---	------------------------

### Semiconductors

#### Light emitting diodes

0.2in red	1	D300
0.2in green	1	D301

### Switches

Rotary 3p4w	1	S1
Min. s.p.s.t.	2	S100, 300

### Sockets

DIN 5 pin	1	SK1
270°		
SO239 u.h.f.	1	SK2

### Relay

2p changeover	1	RL1 (RS349–658)
min. p.c.b.		

### Miscellaneous

HP7 cells (8); battery holder, 4-cell, press stud connections (2); 10k $\Omega$  dynamic microphone with p.t.t. switch (1); 222 x 146 x 55mm diecast box (1); transceiver p.c.b. (1); modulator p.c.b. (1); knobs (2).

## RECEIVER

### Resistors

$\frac{1}{4}$ W 5% carbon

47 $\Omega$	1	R124
100 $\Omega$	1	R114
220 $\Omega$	4	R100, 103, 109, 111
390 $\Omega$	1	R115
470 $\Omega$	3	R107, 121, 129
680 $\Omega$	1	R122
1k $\Omega$	1	R106
1.5k $\Omega$	1	R133
2.2k $\Omega$	2	R117, 120
3.3k $\Omega$	1	R116
4.7k $\Omega$	3	R128, 131, 132
10k $\Omega$	2	R113, 123
12k $\Omega$	3	R125, 126, 127
47k $\Omega$	4	R101, 102, 108, 130
100k $\Omega$	5	R104, 105, 112, 118, 119

### Potentiometers

Miniature preset (vertical mounting) 0.1W

10k $\Omega$	1	VR101
47k $\Omega$	1	VR100

### Capacitors

Ceramic

10pF	2	C108, 109
22pF	1	C106
47pF	4	C102, 107, 117, 141
100pF	2	C118, 127
220pF	1	C119
1nF	2	C105, 137
2.2nF	1	C136
4.7nF	1	C133
10nF	21	C100, 101, 103, 104, 110, 111, 112, 113, 114, 115, 116, 121, 122, 123, 124, 125, 126, 128, 131, 134, 138

Electrolytic 16V

1 $\mu$ F	1	C135
2.2 $\mu$ F	1	C130
10 $\mu$ F	2	C132, 139
47 $\mu$ F	1	C129
470 $\mu$ F	1	C140

Ceramic trimmers, miniature

5-30pF	8	TC100, 101, 102, 103, 104, 105, 106, 107
--------	---	--

### Semiconductors

Transistors

40673	2	Tr100, 101
2N2369A	2	Tr102, 103
2N3819	1	Tr104
BC458	1	Tr105

Integrated circuits

$\mu$ A753	1	IC100
CA3189E	1	IC101
LM380N	1	IC102

### Crystal filters

CFU455H or	1	FL102 (see text)
CFU455F		
CFS10-7	2	FL100, 101

(150)

(NB. These two items must be ordered together.)

### Crystal

10.245MHz	1	X104
-----------	---	------


wire ended

### Coils

YRCS 11098	1	L105
AC2 (Toko)		
RFC 100	1	see text

### Miscellaneous

4.8mm coil formers Type 722/1 (3); coil former bases (2); tuning slugs Type 4 (2); screening cans Type 10 (2); anti-parasitic ferrite beads (3); HC25U crystal sockets (4); 8 $\Omega$  loudspeaker (1); 500 $\mu$ A signal strength meter (for test purposes) (1).



The completed printed circuit board for the Nimbus transceiver

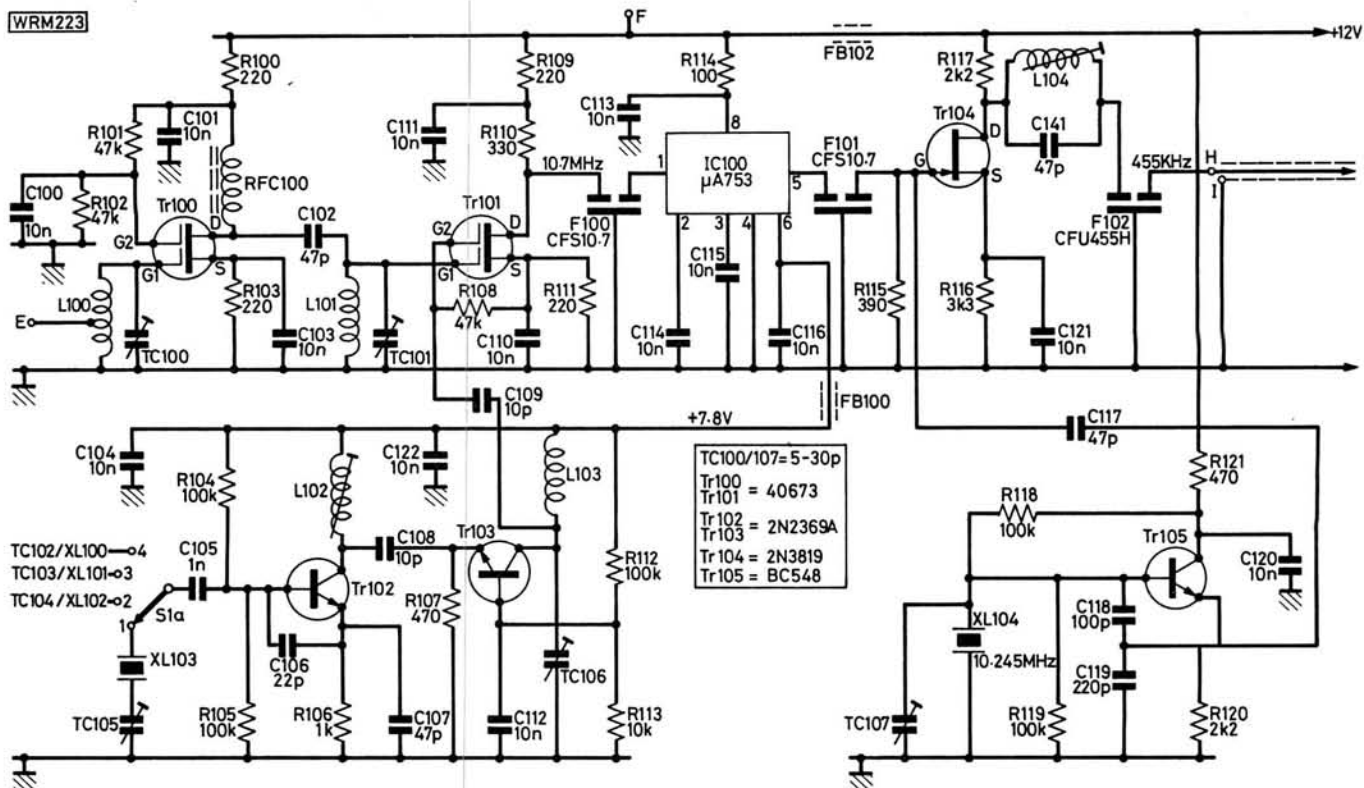


Fig. 5(a): Receiver module circuit diagram Section 1

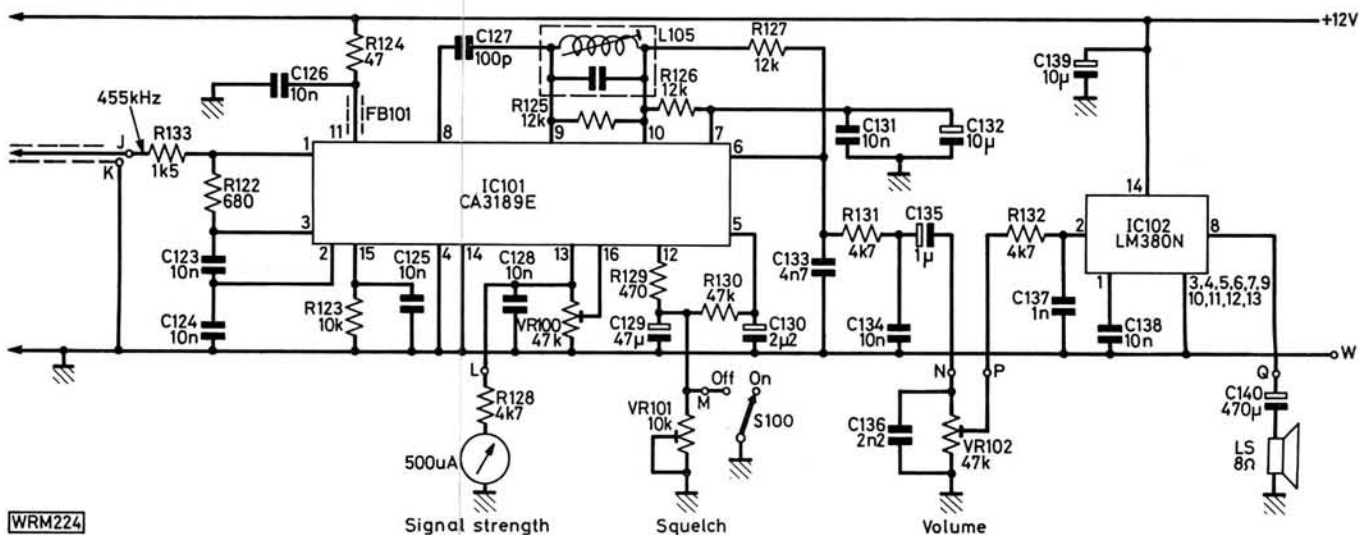


Fig. 5(b): Receiver module circuit diagram Section 2

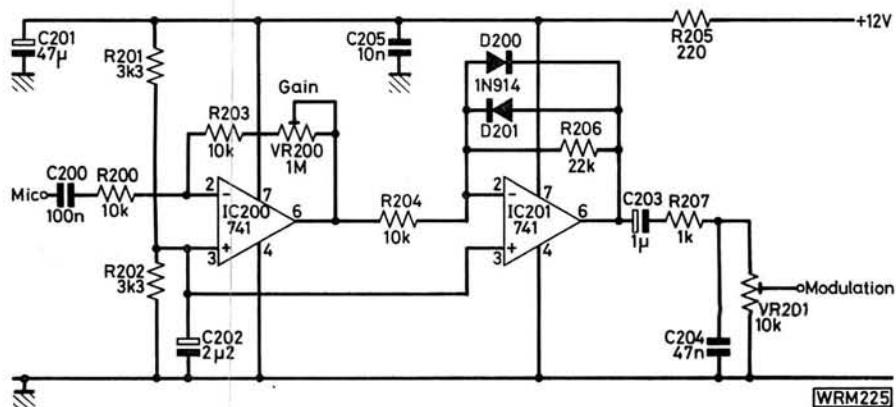


Fig. 6: Basic modulator circuit diagram

# AMATEUR RADIO EXCHANGE

As one of London's leading retailers of amateur radio equipment, we know that YAESU offer about the finest range on the market. But as enthusiast retailers rather than importers or distributors, we are also able to recognise and recommend great products, whoever makes them. So, when we saw and tried the new TRIO R-1000 receiver, we knew that we – and our customers – must have it. It's good . . . every bit as good as TRIO say it is . . . so we bought in substantial stocks. That way we can offer it to you just a little cheaper!



**R-1000 £289 inc. VAT**



## ... and this is the HELISCAN Wall-to-Wall Aerial

Only from us, a specially developed high-tensile receiving antenna giving superb results. Use it indoors or out – from wall-to-wall, from point-to-point, or from pillar-to-post!

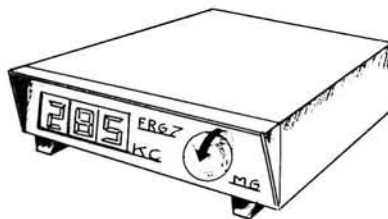
**INTRODUCTORY PRICE – JUST £15 inc. VAT**

If your budget is nearer £200 than £300, don't worry, because at that price you can't do better than the YAESU FRG-7. We like to summarise its specification and performance by saying that the FRG-7 hears things that other receivers don't even know exist! So, come and try it, and see for yourself why it still represents the finest value-for-money in the communications receiver market today.



**FRG-7 £210 inc. VAT and Heliscan Aerial**

## ALSO AVAILABLE A MUST for the serious FRG-7 owner



External digital display giving accurate frequency readout while still retaining the analogue tuning facility.

**PRICE £49 inc. VAT**

**AMATEUR RADIO EXCHANGE**

**2 Northfield Road, Ealing, London, W13.**

Easy terms up to  
2 years

Credit Card sales  
by telephone

Closed all day  
Wednesday

**Phone 01 579 5311**

for details of current stocks, new and secondhand

# practical WIRELESS QSL CARDS



(Sample sent on receipt of s.a.e.).

For the radio amateur or short wave listener, an attractive card incorporating a world map and the initials of your favourite radio magazine, printed in blue and green.

Your callsign, name and address will be overprinted in black, at the top of the card. The reverse of the card will have the usual form for reception report, etc., and address space.

The cards measure 102 x 152mm (4 x 6in) and are available in the following quantities:

250 off— £6.25

500 off—£10.00

1000 off—£16.00

These prices include VAT and packing and postage to any United Kingdom address. Please send your order with a cheque or postal order for the appropriate amount to: Practical Wireless, Westover House, West Quay Road, Poole, Dorset BH15 1JG, giving full details on the coupon provided, or on plain paper if you do not want to cut your copy of Practical Wireless. Please make your remittance payable to IPC Magazines Ltd.

Please supply:

**250/500/1000\* PW QSL CARDS**

Information to be printed on card (please print):

**Callsign:** .....

**NAME** .....

**ADDRESS** .....

**Post Code** .....

I enclose remittance for £

**IPC MAGAZINES LTD.**

\* Please circle number required.

made payable to

the first oscillator and tripler is derived from IC100, which also acts as a fixed "gain block" at 10.7MHz. Ceramic filters provide "roofing" selectivity (150kHz bandwidth) and are used as the coupling elements at the input and output of IC100. A JUFET is used as the second mixer with injection at 10.245MHz derived from the second crystal oscillator, Tr105. Tuned circuit L104/C141 is a parallel resonant trap which helps to reduce the leakage of the 10.245MHz signal into the second i.f. amplifier which operates at 455kHz. The four pole ceramic block filter, FL102, defines the overall selectivity characteristic of the receiver.

Integrated circuit IC101 provides the multiple functions associated with an f.m. i.f. strip. These include signal amplification, detection, squelch and signal strength meter drive circuits. Inductor L105, with its internally mounted capacitor, forms the quadrature tuned circuit, damping being provided by R125 and C127 setting the quadrature drive. Audio output from the demodulator system is applied to a simple low-pass de-emphasis circuit, R151/C134. The a.f. amplifier stage is provided by IC102 which operates with a fixed voltage gain of 50 and produces an output of about 1W from a 12V supply.

Readers who intend to operate the *PW* Nimbus should be in possession of the appropriate licence issued by the Home Office to those who have passed the City and Guilds Radio Amateurs' Examination. Details may be obtained from: The Home Office, Radio Regulatory Department, Amateur Licensing Section, Waterloo Bridge House, Waterloo Road, London SE1 8UA.

## Modulator

Figure 6 shows the modulator circuit; the basic module employs two operational amplifier stages. The first amplifier, IC200, is a 741 used as a conventional voltage amplifier, the voltage gain being adjustable between 1 and 101 by the preset potentiometer, VR200. This allows a wide variety of different microphones to be used; that selected should have an output impedance of around 10k $\Omega$ , however.

The second amplifier, IC201, is another 741 used as a fixed gain stage, producing a gain of 2.2, with a limiting characteristic to remove peaks from the signal; diodes D200 and D201 serve to restrict the maximum amplitude of the signal at the output of IC201. Thus, it can be seen that VR201 provides adjustment of the frequency deviation of the transmitter by setting the proportion of the maximum output level (as determined by the action of IC201) which is applied to the phase modulator stage. Resistor R207 and C204 act as a low-pass filter network to provide the necessary wave-shaping after the clipping action of D200 and D201.

It is important that the action of the microphone gain control (VR200) prior to the limiting stage is not confused with the frequency deviation control (VR201). The adjustment of these two controls will be fully covered in Part 3, which will be mainly devoted to a description of the overall alignment procedure of the *PW* "Nimbus".

## Next Instalment

In Part 2, we will be dealing with the fabrication of the printed circuit board and the complete constructional details of the transceiver, including all coil winding information, etc.

# HOTLINES

## A REVIEW OF RECENT DEVELOPMENTS

*In general, the author does not have any more information on products than appears in the article.*

### Modules Rule-OK

The modular concept has been popular for some time in many areas of electronics. A major advantage, particularly in instrumentation, is that servicing is much easier; each module is tested until the "baddie" is found and subsequently unplugged and replaced. This approach seems to have been really taken to heart by a television manufacturer in Germany whose latest colour telly has been modularised throughout. To make the service engineer's job even easier, each module has its own private red and green l.e.d.s that inform immediately which module is working properly and which one isn't. Apart from easy servicing, the manufacturers have really gone for state of the art. Screen size of 27in is available and all peripheral items like Teletext and electronic games can be connected. This also extends to home computers, and TV cameras both colour and black-and-white. Phase-locked loop synthesisers are also included and the set has a memory that can store 30 station numbers and up to 100 different channel frequencies. A very gratifying advantage is the care given to screening which gives protection against r.f. sources such as electrical interference, and QRM from Radio Hams and Citizens' Band users.

### Beer Meters

Most motorists work out the petrol consumption of their cherished chariots by filling the tank up, driving till it's almost empty, repeating this and then averaging things out over a period of time. While this method does work it is rather approximate. One possibility might be to use a new photosensor turbine that can be employed to give you, instantaneously, the vehicle's petrol flow-rate. This information, fed to the dashboard, could help a driver regulate his driving to ensure economical fuel consumption. Basically, the idea is simple. The unit is connected into the fuel supply line and comprises a turbine blade that rotates as fuel flows past it. Careful design ensures that turbulence is not set up in the sensor chamber. The turbine blades have a transparent housing and on either side of this is a

light source and photo-transistor. As the tiny blades of the turbine rotate, the light is chopped forming a series of pulses. The faster the flow the faster the pulses. A small computer converts the pulse rate to the practical information needed for the dashboard display. Perhaps beer supplies to Rugby clubs might be monitored in this way, and the bill settled once every quarter when the man comes to read the beer meter?

### Lipreading Spectacles

Perhaps the most impressive application of electronics this month is in lipreading. The device, just short of pure genius, uses a microprocessor and analyses spoken words. It then displays these as symbols on two dot matrices of light emitting diodes. Tests so far appear promising. The prototypes have improved the identification of syllables from the normal 25 per cent to around 75 per cent. Note too that a 25 per cent score was for a trained lipreader. The ultimate aim is to have the entire system in the frame of a pair of ordinary glasses. The symbol image would be caused by l.e.d.s in the bowed frame. Their illuminated symbols would then be directed into the lens of the glasses, and these would project an image so that it appeared to the user to be in focus some 1200mm away close to the lips of the speaker. It is thought that the new system could help improve comprehension up to 90 per cent in favourable conditions. The device is only just at the laboratory/experimental stage and is not likely to be available for some time.

### Speech Synthesisers

Medical applications of electronics are always nice to report on because it means that circuit ingenuity is serving a very worthwhile purpose. One company has launched two l.s.i. chips to form a programmable digital processor that can be used in a speech synthesiser circuit. This is aimed at the manufacture of a text-to-speech system that should be able to offer blind people a vocabulary of some 200 English words.

### Sonic Sinbad

The area of underwater electronics is fascinating. Clearly a field where, to get to the top one must go to the bottom! A French company has developed an underwater ultrasonic flaw detecting system that looks interesting. The system uses an array of transducers arranged as 32 elements in a row, with a total of 5 rows. By special programming of the phasing of coherent energy bursts fed to the transducers, some 32 different focal planes are achieved. The net result is an image in three dimensions with 5120 points. Individual welded joints can be inspected under water, quite a feat. The system is also inspecting the inside of metals at various depths in the metal itself. Could be worth thinking about if you're an underwater treasure hunter, a sort of sonic Sinbad.

### Wow!

While home computing continues to boom the professionals are racing ahead to bigger and better—or maybe smaller and better things. In Germany, for example, there's a very interesting single board beastie that can perform 32 million operations in one second. It's quite a clever approach. The idea is to fill the board with microprocessors and memories (plus attendant bits and pieces). The result is a single board with the equivalent computing power of a large mainframe. Organisation of the tasks on the board work out well. Each little module on the board handles one part of a mathematical problem. It can also interact with the others giving up its answers that they need, and taking in their answers in order to continue with its own tasks in the computation. In the original, currently on test, some 128 "microcomputer" modules are employed. The designers believe that a ten times increase in capability is easily possible. Makes you think, doesn't it? But not at 32 million operations a second.

*Ginsberg*

# HI-FI GLOSSARY

5

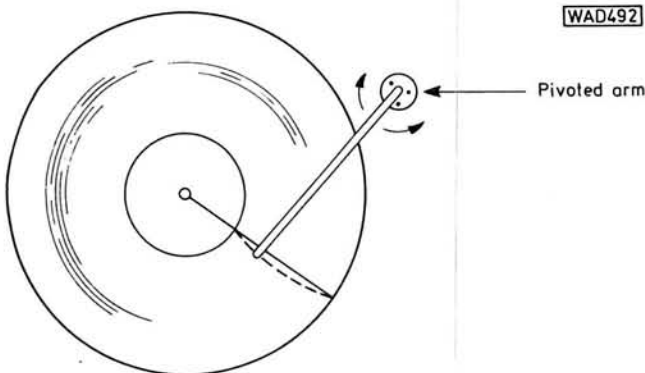
Gordon J KING



## OFFSET ANGLE (PICKUP)

When a gramophone record is being cut the cutter head follows a true radial path across the disc as shown by the full line in Fig. 21. However, when a record is played using a conventional pivoted arm the stylus follows a curved path as shown by the broken line. The difference between these two paths results in *lateral tracking error*.

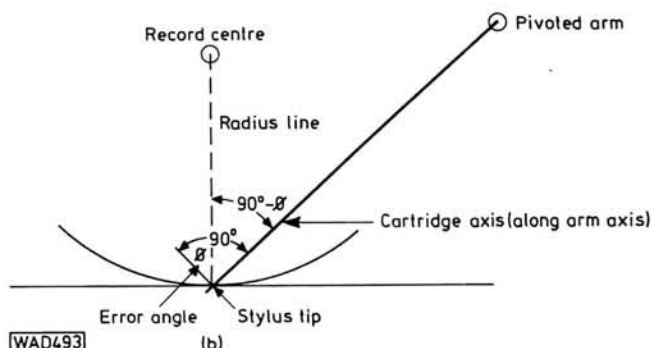
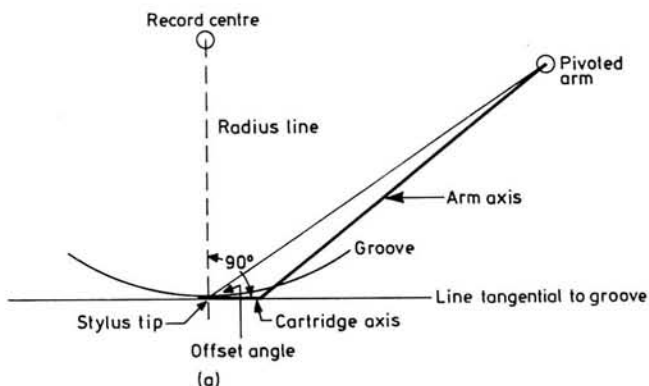
The amount of error is a function of by how much the angle between a line along the axis of the pickup cartridge and a line of disc radius deviates from 90 degrees. For example, in Fig. 22 at (a) the angle is exactly 90 degrees so there is no error. At (b), though, the angle is less than 90 degrees by the amount of the error angle ( $\phi$ ) as shown. It will be apparent that the accuracy at (a) is achieved by shifting the axis of the cartridge off the axis of the arm. This is called the *offset angle*, which is defined at (a). At (b) it is assumed that the axis of the cartridge lies along the axis of the arm. This is not the whole story, however (see below).



**Fig. 21:** When a gramophone record is cut, the cutter head traverses a true radial path across the disc as shown by the full line. When played with the pivoted arm, however, the stylus traverses an arc as shown by the broken line. The deviation from the true radial path is a function of lateral tracking error

## OVERHANG (PICKUP)

While an offset angle can be arranged to eliminate lateral tracking error at one groove diameter, the error will start to show again at different groove diameters. This is countered by arranging for the stylus to overhang the turntable spindle by a calculated amount when a conven-



**Fig. 22:** Lateral tracking error is zero when the angle between a radial line and a line along the axis of the cartridge is 90 degrees, as shown at (a). At (b) is shown significant error since the required angle falls short of 90 degrees by the "error angle"  $\phi$  (see text)

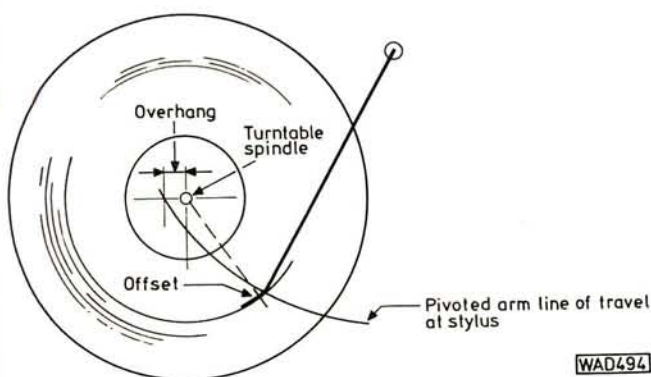
tional pivoted arm is moved to the centre of the record. This is shown in Fig. 23, which also indicates that the least lateral tracking error obtains at all groove diameters when the overhang is carefully combined with the offset.

Overhang and offset are related to the length of the arm, and an alignment protractor of some kind is often used to establish the best value of overhang to use for the least lateral tracking error at the inner groove diameters, where the distortion can be highest owing to the reducing stylus/groove interface velocity and hence the reducing wavelengths of recorded signal.

Lateral tracking error can cause a significant rise in distortion (essentially even-order), particularly on high recorded velocities, so it is highly desirable to ensure the least error by careful adjustment to the cartridge in the headshell. With some arms the offset is provided by a carefully calculated geometric curve.

Other rather special arms are engineered for so-called *parallel tracking*, which means that the cartridge moves on a path which is exactly parallel to the recording radius. The artifices just described are not then required. Neither is *side-thrust correction* (see later).

# HI-FI GLOSSARY



WAD494

**Fig. 23:** In Fig. 22(a) the required angle is provided by the offset angle obtained by suitably angling the axis of the cartridge with respect to the effective axis of the arm. To help retain the required 90-degree angle at all groove diameters, the cartridge is positioned in the headshell so that the stylus overhangs the turntable spindle by a specified amount when the arm is brought to the centre of the record, which is usually established by an alignment protractor



## PHASING

With hi-fi this applies mostly to the correct phasing of the stereo signals through the left and right channels, all the way from source to the speakers. On a mono source applied simultaneously to the two channels the signals should remain in step over the entire audio spectrum to the two speakers so that their cones also move in and out together. If the signal in one of the channels somehow gets reversed in phase (e.g., the cone of one speaker moving inwards while that of the other is moving outwards on the same signal), then sounds of progressively decreasing frequency will tend towards cancellation, resulting in a bass output deficiency.

Moreover, on a stereo signal the stereo image will fail to resolve precisely; there will appear to be a spread of the *sound stage* either side of the two speakers and "diffused" stereo will result. Special test records are available to assist with phasing tests. If an out-of-phase condition is detected this is easily cured merely by reversing the connections to **one** of the speakers, it matters not which one. Another good test is to place the two stereo speakers side by side and to play a record rich in very low bass notes, such as a large organ rendering, with the amplifier switched to mono mode. With one of the speakers connected one way round the bass output will be very weak. That would be the out-of-phase incorrect condition. By reversing the connections of one speaker the bass will be reproduced far more dramatically. That would be the correct condition.

## PHON

This is the unit of *loudness* (see Part 4) which at 1kHz is equal in value to a dB scale; but the unit takes account of the variations in the sensitivity of the human ear at different frequencies and sound intensities.

## PHONO PLUG

This type of plug is commonly used on hi-fi equipment to connect the programme sources to the amplifier, which is equipped with corresponding *phono sockets*. There is a centre connector which is connected to the "live" signal circuit and an outer connector surrounding it which is connected to the "earthy" side of the signal circuit and hence the outer braid of the signal lead.

## PILOT TONE

This is the 19kHz part of the f.m. multiplex (MPX) stereo signal responsible for synchronously reclaiming or synchronising the 38kHz subcarrier generator in a stereo decoder, which is required for the re-constitution of the separate left and right channels. This signal, along with the residual subcarrier (most of the latter being suppressed at the transmitter), uses up  $\pm 7.5$ kHz of the total  $\pm 75$ kHz full modulation deviation, thereby leaving a deviation of  $\pm 67.5$ kHz available for the audio information.

The pilot tone is also used to activate the stereo decoder and to switch on the stereo indicator or "beacon" as it is sometimes called. Also see under *Multiplex decoder* in Part 4.

## PINCH EFFECT

As the stylus of a pickup cartridge traces a recorded record groove it undergoes a vertical motion at twice the frequency of the lateral modulation owing to the groove walls becoming closer together with increasing modulation depth. This, of course, gives rise to 2nd-harmonic distortion, which can be regarded as a kind of *tracing distortion*. The effect is common to both mono and stereo recordings.

## PLAYING WEIGHT (ALSO TRACKING WEIGHT)

The correct term is *playing force* since it refers to the downward force applied to the pickup stylus to yield optimum tracking within the capabilities of the cartridge at high amplitudes (low frequencies), and at high velocities and accelerations. The force is that effected by the pull of gravity on a mass and is commonly expressed in grams (e.g., the attraction of gravity on a mass of 1g effects a force of about 980 dynes at latitude 45 degrees and sea level). The SI unit of force is the newton (N), which is equivalent to  $10^5$  dynes. An approximate conversion is to multiply the gram value by ten and call the result millinewtons (mN). Thus a playing weight of 1g becomes a playing force of 10mN. SI units are **just** beginning to percolate into the hi-fi literature!

# HI-FI GLOSSARY

High-flight cartridges in a suitable arm will track as low as 10mN, but it is best to track a shade higher than necessary than too low, for the resulting mistracking of the latter is not only subjectively disconcerting but more damaging to the record than the use of slightly more force. *Side-thrust correction* (see later) also helps to reduce the tracking force for a given tracking performance.

## PRE-EMPHASIS

Pre-emphasis refers to the controlled "boosting" of high frequencies with respect to the lower frequencies when transmitting or recording, as shown by curve (a) in Fig. 24. Here the response is +3dB at just over 3kHz (actually 3184Hz) and the ultimate rate of rise close to 6dB/octave. This, in fact, corresponds to the UK and European pre-emphasis of f.m.

It is defined by a time-constant, which in the above example is 50μs. The frequency corresponding to the 3dB point is equal to

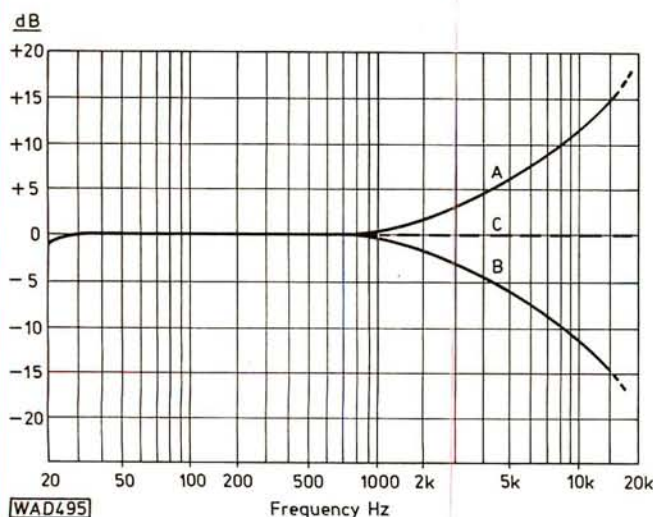
$$\frac{1}{50 \times 10^{-6} \times 6.28}$$

or 3184Hz. In American countries the f.m. time-constant is 75μs, corresponding to

$$\frac{1}{75 \times 10^{-6} \times 6.28}$$

or 2123Hz. With a simple time-constant like this the response ultimately reaches a rate of change of 6dB/octave (e.g., as per a single-pole filter).

To restore the response integrity it is necessary to apply the converse type of filtering at the receiver or in the replay amplifier. This is called *de-emphasis*, shown by curve (b).

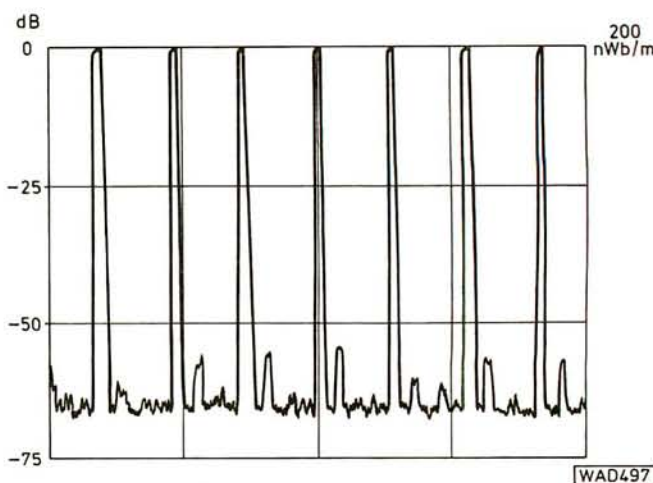
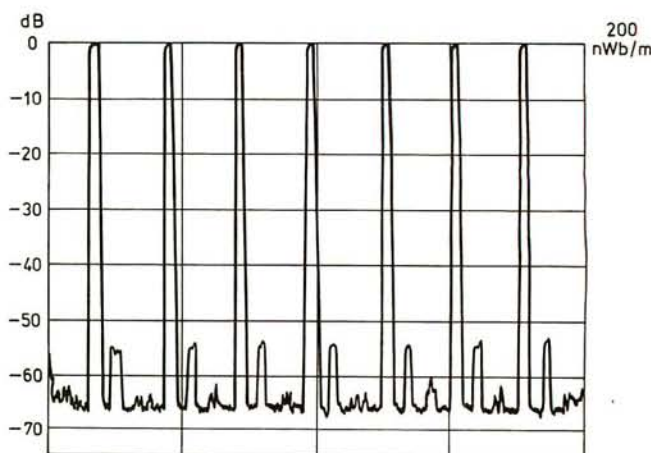


**Fig. 24:** Pre-emphasis (a) is equalised by de-emphasis (b) to yield a "flat" response (c). Upper-frequency noise is reduced by the attenuation of the de-emphasis. The curves correspond to a time-constant of 50μs, which is the UK and European f.m. time-constant

The net result is then a "flat" response shown by curve (c).

What is the point of all this, one might ask! Well, it is one way of improving the signal/noise (S/N) ratio because a fair amount of noise is composed of high-frequency components which are attenuated when the response is *equalised* by the de-emphasis.

Pre-emphasis (a part of the RIAA recording characteristic—see under *Equalisation* in Part 3) is also used for disc recording, for low-speed reel-to-reel tape recording and for cassette recording. The time-constant is established by the specific recording characteristic, and in the case of the tape (see also under *De-emphasis* in Part 3).



**Fig. 25:** Print-through characteristics of Maxell UDXLII cassette tape after 48 hours storage at 20°C. (a) first play, and (b) showing how the average print-through ratio is increased by rewinding the tape before playing. The tape was recorded with 1s 1kHz pulses at a recording level corresponding to 200nWb/m with approximately 10s intervals between the pulses. Replay was through a 1kHz bandpass filter to the pen-chart recorder to decrease the swamping tape noise. The signal before the main pulse is pre-echo and that after the main pulse post-echo. The overall length of each recording is about 100 seconds

# HI~FI GLOSSARY

## PRINT-THROUGH

Owing to the intimacy of adjacent layers of spooled magnetic tape, information print-through can occur which, in severe cases, manifests as pre- and post-echo effects during replay, particularly related to heavily-recorded passages of music and high-amplitude transients.

Chromium dioxide (*Cr*) tape seems to be more prone to the effect than lower *coercivity* ferric (*Fe*) or modified *Fe* formulations. Measurements that I have made in my own lab also indicate that the metal particle tapes are less prone to the effect than *Cr* brands. However, environmental storage of a recorded spool of tape can have a marked effect on the print-through, which becomes worse as the storage temperature is increased. Humidity, too, would also appear to play a rôle.

It is also possible to reduce the print-through by rewinding a recorded tape before playing, as can be seen by comparing pen-chart recording (b) in Fig. 25 with that at (a). See caption for details. In general, I have not personally found cassette tape print-through particularly troublesome when the ratio is around 50dB or more. However, incorrect storage of *Cr* tape (in the rear window of a car, for example!) can lead to lower print-through ratios which are subjectively apparent.



## QUIETING

With f.m. receivers, the level of background noise decreases as the aerial signal level increases. Starting at very low input signal level, the noise decrease is at first very swift, after which it slows down, ultimately reaching

the mono *noise floor* with an input of 1 or 2mV, depending on the receiver's sensitivity. The amount in dB by which the noise falls when the receiver is fed with a v.h.f. signal of given voltage is the quieting. For a quieting of 50dB, the aerial input signal usually needs to be about ten times (20dB) stronger in stereo than mono mode.



## RECORDING CHARACTERISTIC

This refers to the nature of signal boost or cut applied during recording, usually to an agreed standard (see under RIAA). When replaying, an inverse characteristic is used to achieve a "flat" frequency response (see also under Equalisation in Part 3).

## Index of Partly Defined Jargon

Coercivity  
De-emphasis  
Equalisation  
Lateral tracking error  
Loudness  
Multiplex decoder  
Noise floor  
Parallel tracking  
Phono socket  
Playing force  
Side-thrust correction  
Sound stage  
Tracing distortion

TO BE CONTINUED

HAVE YOU SEEN  
THE NEW  
PW QSL CARD?

Then turn to page 30

## KINDLY NOTE!

### Burglar Alarms Part 3, Dec. 1979

Readers should note that the GDHM microwave module and antenna are available from the author P. J. Wales, PO Box 88, Aylesbury, Bucks. under a special arrangement with the manufacturer. Orders and queries should *not* be directly addressed to Plessey Ltd.

### AF Speech Processor, Jan. 1980

In the circuit diagram, Fig. 6, the junction of C3 and R6 should be connected to the emitter of Tr1. The p.c.b. (Fig. 9) is correct.

**SPECIAL  
PRODUCT  
REPORT**

**8022A**


**FLUKE**

# DIGITAL MULTIMETER

Not very many years ago, digital measuring instruments came in 19 inch, rack-mounting, steel cases, and consumed considerable quantities of power. Since then, in common with calculators, they have got smaller, cheaper, more versatile and more reliable, and the day of the "personal" digital multimeter is with us.

The Fluke 8022A is such an instrument, pocket-sized and offering a comprehensive range of measurements at a standard of accuracy far surpassing that of an analogue multimeter. The shape and size, and the arrangement of the push-button range selectors, make possible one-handed operation of the instrument, even by someone with quite small hands. The case moulding is ribbed around the centre section to provide a firmer grip.

The display is a  $3\frac{1}{2}$ -digit liquid crystal type with digits approximately 11mm high and good contrast even in low light levels, though it is a pity that a non-reflective material could not have been used for the display window, to obviate irritating glare from overhead lighting when the instrument is used on the bench top. In this position, the display is tilted about  $10^\circ$  up from the horizontal. The glare problem can be largely overcome by using the tilt-bail built into the back of



*continued on page 47* ▶▶▶

## ★ specification

### DC Volts:

Ranges: 200mV, 2, 20, 200, 1000V  
Accuracy:  $\pm(0.25\% \text{ of reading} + 1 \text{ digit})$   
Input Impedance:  $10\text{M}\Omega$   
Overload Protection: 1000V d.c. or peak a.c.

### AC Volts:

Ranges: 200mV, 2, 20, 200, 750V  
Frequency Range: 45–450Hz  
Accuracy:  $\pm(1\% \text{ of reading} + 3 \text{ digits})$   
Input Impedance:  $10\text{M}\Omega$  in parallel with  $<100\text{pF}$   
Overload Protection: 750V r.m.s. or 1000V peak

### DC Current:

Ranges: 2, 20, 200, 2000mA  
Accuracy:  $\pm(0.75\% \text{ of reading} + 1 \text{ digit})$   
Burden Voltage: 250mV r.m.s. max (700mV r.m.s. on 200mA range)  
Overload Protection: 2A/250V

### AC Current:

Ranges: 2, 20, 200, 2000mA  
Frequency Range: 45–450Hz  
Accuracy:  $\pm(2\% \text{ of reading} + 3 \text{ digits})$   
Burden Voltage: 250mV r.m.s. max (700mV r.m.s. on 200mA range)

### Resistance:

Ranges: 200, 2k, 20k, 200k, 2000k,  $20\text{M}\Omega$   
Accuracy:  $\pm(0.2\% \text{ of reading} + 1 \text{ digit})$   
 $\pm(0.3\% \text{ of reading} + 3 \text{ digits})$  on  $200\Omega$  range  
 $\pm(2\% \text{ of reading} + 1 \text{ digit})$  on  $20\text{M}\Omega$  range  
Overload Protection: 500V d.c. or r.m.s. a.c.

**Size:** 1800 x 860 x 450mm

**Weight:** 0.37kg

NEXT MONTH IN...

**practical**

# WIRELESS

ON SALE 7<sup>TH</sup>. MAR.

# EXTRA


PULL-OUT 8-PAGE SUPPLEMENT

## RADIO SERVICING AND ALIGNMENT PROCEDURE



Written by an author with years of experience in servicing, and on teaching it to others, this special supplement tells you how the professionals do it—logically, swiftly and accurately

## LOW FREQUENCY SIGNAL GENERATOR



Based on the ubiquitous Intersil 8038 waveform generator, this unit provides sine, square or triangular waves from 10Hz to 70kHz, with an output of up to 4V peak-to-peak


## Stereo Automatic Fader

Add automatic "ducking" to your disco or tape recording system. This handy gadget fades the music down when you speak, and restores normal volume when the announcement or commentary is over

# Model Radio Control

## Part 4

### THE PW FM-80 SYSTEM



J. BURCHELL & W.S. POEL

Although a standard servo mechanism such as that described last month can be used to operate a variable resistance motor controller this is very wasteful both of a servo and also of power.

A simple electronic speed and direction controller can be built using a Signetics NE544 servo amplifier chip which will give good speed control with forward and reverse direction as well.

The unit described in this article is suitable for use in electric boats and cars and gives excellent control over the speed of the model from full ahead to full astern with a distinct centre-off position.

The block diagram of the speed controller is shown in Figure 1 and this shows it to be essentially the standard servo system with the mechanical part of the feedback loop broken and extra output drive capability added to cope with the high motor currents encountered in electric boats and cars.

The internal pulse width is set up to be 1.5ms wide as long as the input signal pulses are also 1.5ms wide. In this condition there is no output from the circuit hence the voltage across the motor is zero.

As the input signal is increased in length the resultant error signal is amplified by the pulse stretcher and the resulting pulses applied to the output stage.

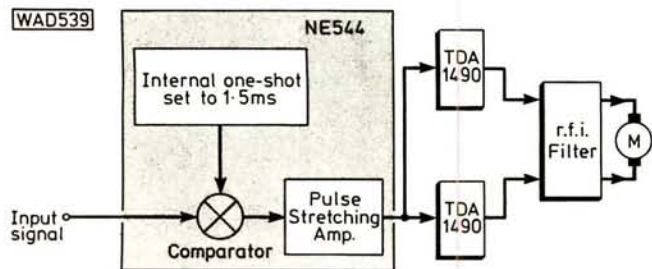


Fig. 1: Block diagram

The gain of the pulse stretcher is such that when the error pulse is 1ms wide the output is continuous in nature and the motor is driven as hard as possible.

For input signals with a width of less than 1.5ms the output signals are in the opposite phase and the motor direction is reversed.

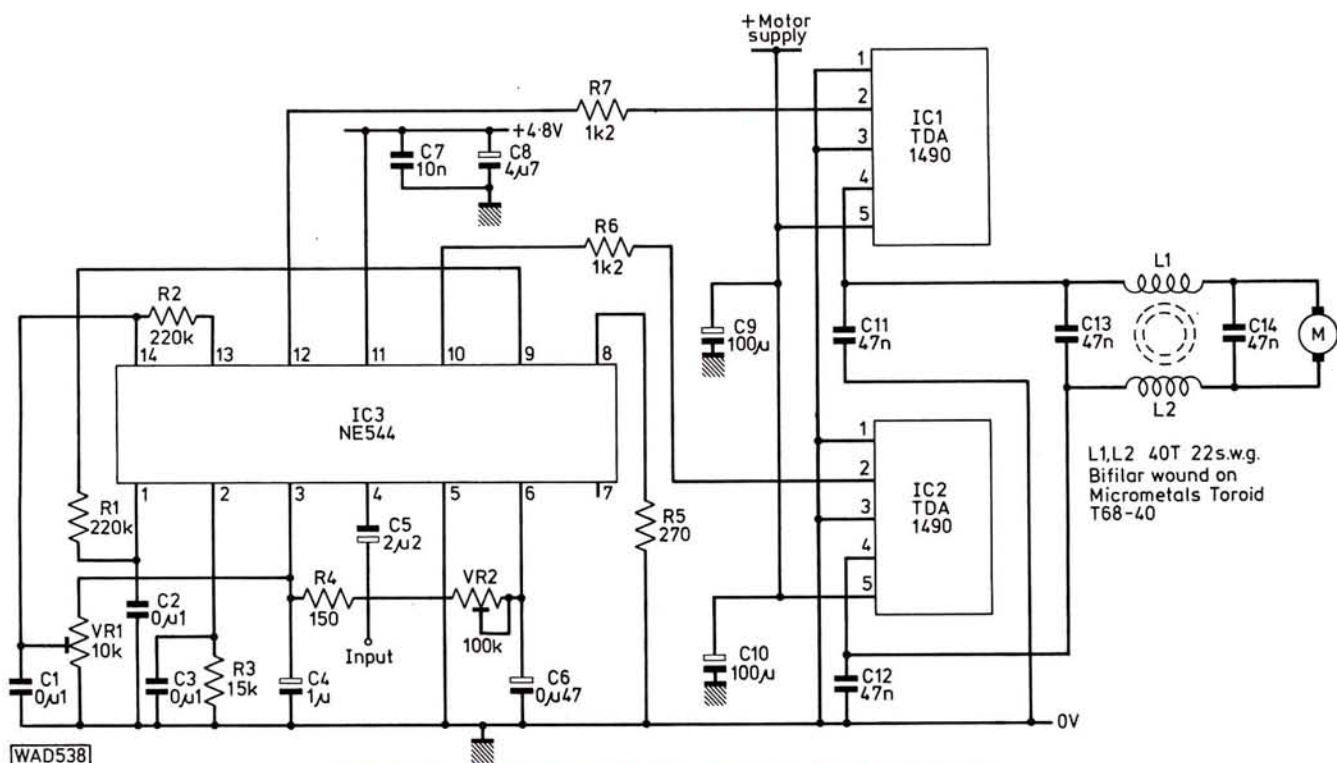
**A licence is required to operate radio control equipment. This costs £2.80 for five years. Application forms are available from: The Home Office, Radio Regulatory Dept., Waterloo Bridge House, Waterloo Road, London SE1 8UA**

## Circuit

Figure 2 shows the circuit of the speed controller. Component values around the NE544 have been altered from the standard servo circuit to give the correct pulse stretcher gain and a definite off position. The output drive is provided by two TDA 1490 quasi-complimentary dual darlington devices, as it is beyond the capability of the NE544 to sink these sort of currents. The power supply is adequately decoupled by the 100μF capacitors (C9, 10) and the output of the TDA 1490 devices decoupled to 0V by the 47nF capacitors (C11, 12). The NE544 receives its power from the receiver NiCad batteries keeping the high current motor supply separate.

Output currents larger than 5A can be accommodated by using output bridges built from discrete transistors, but this requires the use of special low saturation voltage devices and as these are rather expensive no details of this sort of output bridge are provided here.

One potential trouble with this sort of controller is the production of r.f.i. noise, but this has been kept under control by the inclusion of a special  $\pi$  filter across the motor.



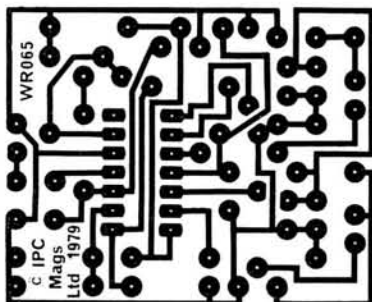
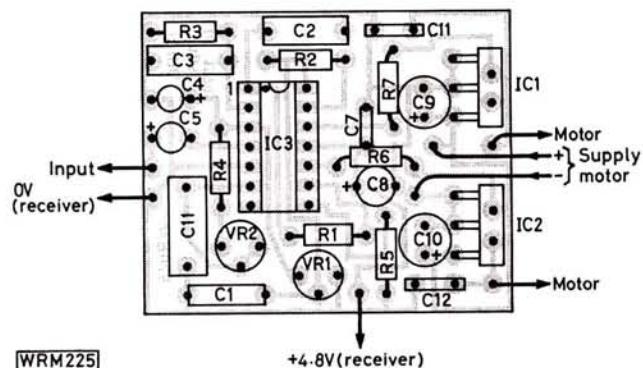


**Fig. 2: Circuit diagram of the electronic speed controller**

### Construction and testing


The p.c.b. and component overlay are shown in Figure 3. Construction is straight-forward and simple. The TDA1490 i.c.s must be insulated from the metal heatsink.

The toroidal choke (L1, L2) consists of 40 turns bifilar wound on a Micrometals toroid, and should be located,



**Fig. 3: (Top) component layout of the p.c.b. shown full size above**

## ★ components



The finished speed controller showing the aluminium heat sink covering the components. The output transistors must be insulated from the heat sink



The component side of the finished p.c.b. without the heat sink. Compare this with the photographs of the prototype unit shown on the previous page



The radio frequency interference (r.f.i.) filter showing the bifilar wound toroidal inductors and the way in which the unit can be built on a small piece of Veroboard

### Resistors

$\frac{1}{4}$ W 5%

150 $\Omega$	1	R4
270 $\Omega$	1	R5
1.2k $\Omega$	2	R6,7
15k $\Omega$	1	R3
220k $\Omega$	2	R1,2

### Potentiometers

Cermet trimmers top adjusting

10k $\Omega$	1	VR1
100k $\Omega$	1	VR2

### Capacitors

Tantalum

1 $\mu$ F 25V	1	C4
2.2 $\mu$ F 35V	1	C5
4.7 $\mu$ F 35V	1	C8
100 $\mu$ F 10V	2	C9,10

Ceramic

10nF	1	C7
47nF	4	C11,12,13,14

Polyester

0.1 $\mu$ F	3	C1,2,3
0.47 $\mu$ F	1	C6

### Semiconductors

Integrated Circuits

NE544	1	IC3
TDA1490	2	IC1,2

### Inductors

L1, L2. 40T bifilar wound on Micrometals toroid type T68-40.

### Miscellaneous

Printed circuit board; 22 s.w.g. aluminium 40 x 80mm for heat sink; power transistor mounting kit (2).

together with two 47nF capacitors (which must be disc ceramic types) as close as possible to the motor and not on the main p.c.b. A heatsink for the output devices is easily made from thin sheet aluminium folded so as to cover the p.c.b. Two small holes will need to be drilled in the heat sink to allow VR1 and VR2 to be adjusted.

## Setting up

The only setting up needed is of the *set centre* (VR1) and *set full power* (VR2) presets. With the transmitter joystick at the centre of its travel adjust the *set centre* potentiometer so that the motor is stationary. Now move the joystick fully one way at which point the motor should start to revolve. The *set full power* preset should now be adjusted until the point at which the motor speed no longer increases is reached.

Next month we will cover the installation of the FM-80 system in different types of models including aircraft, boats and electric cars.

# letters

The Editor,  
PRACTICAL WIRELESS,  
Westover House,  
West Quay Road, Poole,  
Dorset BH15 1JG

## The Australian Scene

**Sir:** I thought your readers might be interested in the licensing requirements for radio amateurs in this country, since I understand that the UK does not have a "Novice" amateur certificate of proficiency.

Amateur radio here in Australia has seen a tremendous boost since the advent of CB (Citizens' Band) radio, which uses a slot between 27.015 and 27.225MHz. Most amateur operators licensed within the last two years have experienced CB radio—indeed it was probably CB which gave them their first experience of two-way communications. I was involved for around a year in CB, which taught me a few basic principles about antennae, propagation of radio waves, v.s.w.r. and so on. So, the next logical step for me was the Novice certificate.

The Novice certificate of proficiency entails three exams, these being: 1. THEORY—a basic test of transmitting and receiving principles; valves; transistors and their operation; propagation and antennae. 2. REGULATIONS—a written (multiple choice) test on current rules and regulations governing the safe and legal operation of an amateur radio station. 3. MORSE CODE (CW)—the candidate must satisfy the examiner that he/she is proficient in the sending and receiving of numerals and plain language at a speed of five words per minute.

On passing these exams, the candidate is then given a callsign with the prefix VK (Australia) followed by a number which signifies the State of residence:

- VK1—Australian Capital Territory (Canberra)
- VK2—New South Wales
- VK3—Victoria
- VK4—Queensland
- VK5—South Australia
- VK6—West Australia

My callsign is VK3NAY. The "N" signifies a Novice station, "VK3" signifies that I reside and operate in the State of Victoria, in the Melbourne area. If your short-wave listeners or amateurs have heard calls having a suffix starting with "V", e.g. VK3VAA, these are also Novice stations, it's just that we've run out of "N—" suffixes. The series will be VAA-VZZ, but what will be used next I do not know. YAA-YZZ and ZAA-ZZZ are Limited licence holders, limited to 6 metres and above.

Our full licence holders, who must achieve 10 w.p.m. c.w. proficiency and pass a much stiffer theory exam, have suffixes AA-ZZ, AAA-AZZ, BAA-BZZ and DAA-DZZ. We're about halfway through the "D" calls at present. A "VK-C—" callsign indicates a station that moves around Australia a lot, and uses the area or State number with his call.

Bands, modes and powers for the various classes of operator are as follows:

**Novice:** Phone — 10W mean a.m., 30W p.e.p. s.s.b.  
CW — 10W

3.525–3.625MHz, 21.125–21.200MHz,  
28.100–28.600MHz.

**Limited:** RTTY, SSTV, ATV, f.s.k., f.m., a.m., p.m. s.s.b.  
150W mean, 400W p.e.p.  
No c.w.

52–54MHz, 144–148MHz, 1215–1300MHz,  
2300–2450MHz, 3300–3500MHz, 5650–5850MHz,  
10 000–10 500MHz, 24 000–24 250MHz.

**Full:** As for Limited, plus c.w. and the following bands:  
1800–1860kHz, 3.500–3.700MHz, 7.000–7.150MHz,  
14.000–14.350MHz, 21.000–21.450MHz,  
28.000–29.700MHz.

I have had the good fortune to work 3 "G" stations on 15m, one contact lasting 30 minutes. The rig used was a TS120V, feeding simple dipoles only eight feet above ground level, and without baluns.

We now have a second CB service which uses 40 channels in the 50cm band, 476–477MHz with F3 (f.m.) modulation. If the UK ever looks to a CB service, this is where to put it. There is no DX QRM, but contacts up to 200 miles have been achieved with 5W into a vertical gain antenna.

Phil Perry VK3NAY,  
Wantirna South,  
Victoria,  
Australia

## Bind it

It's so easy and tidy with the Easibind binder to file your copies away. Each binder is designed to hold approximately 12 issues and is attractively bound and blocked with the PRACTICAL WIRELESS logo. Gold Letra-set supplied for self blocking of volume numbers and years.

Price £4.10 including postage, packing and VAT. Why not place your order now and send the completed coupon below with remittance to: IPC Magazines Ltd., Post Sales Dept., Lavington House, 25 Lavington Street, London SE1 0PF.

it's easy  
with EASIBIND

### Order form PRACTICAL WIRELESS

I enclose P.O./cheque value .....  
for ..... binders

Years required .....  
(BLOCK LETTERS PLEASE)

Name .....

Address .....

Date .....



# dual trace unit

for the  
**Pw** 'PURBECK'

Part 2



Ian HICKMAN

## Construction

The unit is mounted in a standard Bazelli case. Drilling details can be taken from the front panel markings as detailed in Fig. 8. Four holes are also needed in the base of the box for the stand-offs which support the p.c.b. These can be marked through using the board as a template, remembering that the rear of the finished board should fit 4.5mm forward from the back of the case to clear the grommets. If fitted too far forward, the p.c.b. will foul the front panel controls, see photographs. Three grommets are fitted in the rear panel, 3mm higher than the p.c.b. and placed to take the three flying leads, i.e., the coaxial output lead to the Purbeck Y input, the lead to the EXT TRIG socket and the lead from the ALT GATE socket. The 180° 5 pin DIN supplies socket is also mounted on the back panel, but higher up, clear of the p.c.b. The exact position is not important. Note that one pin is not used, and ensure that the metal shell of the socket makes good contact to the metal case. A short jumper lead with a 180° 5-way DIN plug at each end connects the Dual Trace Unit to the Purbeck.

Although only four pins are used (the Dual Trace Unit does not use the +150V STAB supply), all five should be wired to match the socket on the Purbeck front panel.

A sixth wire connects the metal shells of the two plugs together and should on no account be omitted.

Having completed all the drilling and prepared the metalwork generally, check that the controls, p.c.b. and power sockets all fit; much better find out now if they don't, rather than later on! All being well, it is time to load the p.c.b. Before fitting any components, fit the board pins, of which there are 28. As in the Purbeck, the 733 video amplifier chips must mount direct on the board to keep lead lengths to a minimum. The four c.m.o.s. chips however can be accommodated in i.c. sockets; on balance this is well worth doing, even though the sockets cost nearly as much as some of the i.c.s! As the design does include c.m.o.s. devices, make sure before you start that you

have a soldering iron with a three core mains lead and that the earth lead is in good order and properly earthed. The small amount of point to point wiring should be completed after all the components have been fitted.

With the p.c.b. complete and carefully checked, it is time to turn to the attenuators. The two input attenuator switches S501 and S502 are constructed similarly to that of the Purbeck, but with one less position. The Y2 channel attenuator S502 is mounted rotated 180° relative to S501, to bring the trimmers to the right hand side where they can be easily reached for adjustment. With the attenuators complete and visually checked, the loading of the front panel components can begin. A transparent film overlay is available for this unit marked in a matching style to the Purbeck.

Fit the p.c.b. stand-offs in the base of the case and the grommets in the rear panel. Then fit all front panel controls and sockets *except* the four rotary switches. The two 400V working 0.1μF capacitors C501, 502 should now be mounted on the a.c./d.c. coupling switches S501, 502. Also wire R501, 502 between these switches and the input sockets.

Fit the printed circuit board onto the four stand-offs, feed the coaxial lead through the grommets and connect them to the appropriate board pins. Wire the Variable gain controls R517, 518 and the SHIFT controls R519, 520 to the appropriate pins on the p.c.b. as in Fig. 11 noting carefully which wires cross over.

Next fit the front panel rotary switches, having pre-wired them as far as possible—e.g., R523 and C522 ready mounted on S505, using spare contacts as anchoring points for the other ends of these components. C522 is grounded to the p.c.b. ground plane via the outer of the short length of coaxial cable whose inner connects R523 to R648 and C621. R521 and 522 mount between the board and S505a as in the photographs. Wiring up the mode switch S506, the two input attenuators, and the supplies from the rear panel socket to the p.c.b., concludes the constructional work. Do not fit the cover at this stage, but carefully centre all the pre-set potentiometers.

## Resistors

$\frac{1}{4}W$  5%

10Ω	4	R607,608,611,612
47Ω	3	R633,644,648
68Ω	2	R501,502
330Ω	4	R605,606,609,610
510Ω	1	R642
680Ω	1	R662
1kΩ	10	R515*,516*,603,604, 619,620,639,640, 641,656
1.2kΩ	4	R623,624,625,626
1.3kΩ	1	R643
1.8kΩ	5	R613,614,615,616, 654
2kΩ	1	R647
2.2kΩ	3	R521,522,523
2.4kΩ	1	R655
2.7kΩ	4	R645,657,663,665
3.6kΩ	1	R652
3.9kΩ	1	R638
4.7kΩ	1	R666
5.6kΩ	1	R646
7.5kΩ	1	R660
8.2kΩ	1	R653
10kΩ	4	R511*,512*,627,628
15kΩ	1	R636
18kΩ	1	R651
22kΩ	4	R631,632,650,657
27kΩ	1	R649 (select on test)
47kΩ	2	R635,644
100kΩ	5	R507*,508*,658,661, 664
470kΩ	2	R601,602
910kΩ	2	R505*,506*
1MΩ	6	R503,504*,509*, 510*,513*,514*

\*1% tolerance

## Potentiometers

Min. horizontal skeleton preset

100Ω	2	R617,618
470Ω	2	R621,622
2.2kΩ	1	R637
10kΩ	2	R629,630

Min.  $\frac{1}{4}$  inch shaft potentiometers

1kΩ (lin.)	2	R517,518
10kΩ (lin.)	2	R519,520

## Capacitors

Ceramic

47pF	2	C509,510
330pF	2	C601,602
470pF	2	C515,516
1nF	1	C630

Ceramic Disc

10nF	3	C625,627,628
0.1μF	10	C603,604,605,606,611, 612,615,616,619, 620

Polyester

4.7nF	2	C521,522
0.1μF (400V)	3	C501,502,626

Tantalum

4.7μF (10V)	1	C629
17μF (16V)	12	C607,608,609,613, 614,617,618,621, 622,623,624

Min. Trimmer

22pF	14	C503,504,505,506,507, 508,511,512,513, 514,517,518,519,520
------	----	--

## Semiconductors

Transistors

E421	2	Tr 601,602
BC107	4	Tr 607,608,609,610
BSV81	4	Tr 603,604,605,606

Integrated Circuits

CD4001	1	IC606
CD4047	1	IC604
CD4052	1	IC607
CD4081	1	IC605
CA3018	1	IC603
LM733	2	IC601,602

## Switches

Min. s.p.s.t. toggle	2	S501,502
Rotary 2p4w	1	S505
Rotary 3p4w	1	S506
Rotary 2p4w	2	S503,504 (see text)

## Miscellaneous

Case, Bazelli B16; Printed Circuit Board; 50Ω b.n.c. sockets UG1094/U(2); 5 pin 180° DIN socket (1); 5 pin 180° DIN plug (2); Sifam collet knobs with nut covers, 15mm wing (4), 15mm plain (4); p.c.b. mounts (4); 50Ω b.n.c. plug (1); Min. coaxial cable 50Ω (300mm); Front panel overlay (1). Sockets 14 pin d.i.l. (3), 16 pin d.i.l. (1).

## Purbeck modifications

Whilst construction of the Dual Trace Unit is now complete, there are some necessary modifications to be performed on the Purbeck itself. These are shown in Fig. 10. The reason for changing S6's circuitry lies in the nature of the signal in the 'scope's Y amplifier when the Dual Trace Unit is in the Chopped mode. The Y signal switches rapidly between the two traces displayed, at approximately a 100kHz rate. The two traces may be displaying no

waveform at all—just two straight lines—but the Y signal in the Purbeck is still a 100kHz square-wave with a peak-to-peak amplitude equal to the separation between the traces, which could be up to full screen. With the original/single pole INT/EXT trigger select switch, the fast edges of this square-wave are partially coupled via the small capacitance of the open contacts into the trigger circuit. Although much attenuated, they are still sufficient to

upset the trigger signal fed in via the external trigger socket from the Dual Trace Unit, tending to make the trace synchronise to the chopping frequency. The modified arrangement with the double pole switch entirely avoids this problem. In fact, it is a worthwhile modification for any Purbeck owner who has experienced problems when using external trigger, even if they have no intention of building the Dual Trace Unit. Note also the changed components associated with the external trigger input sockets.

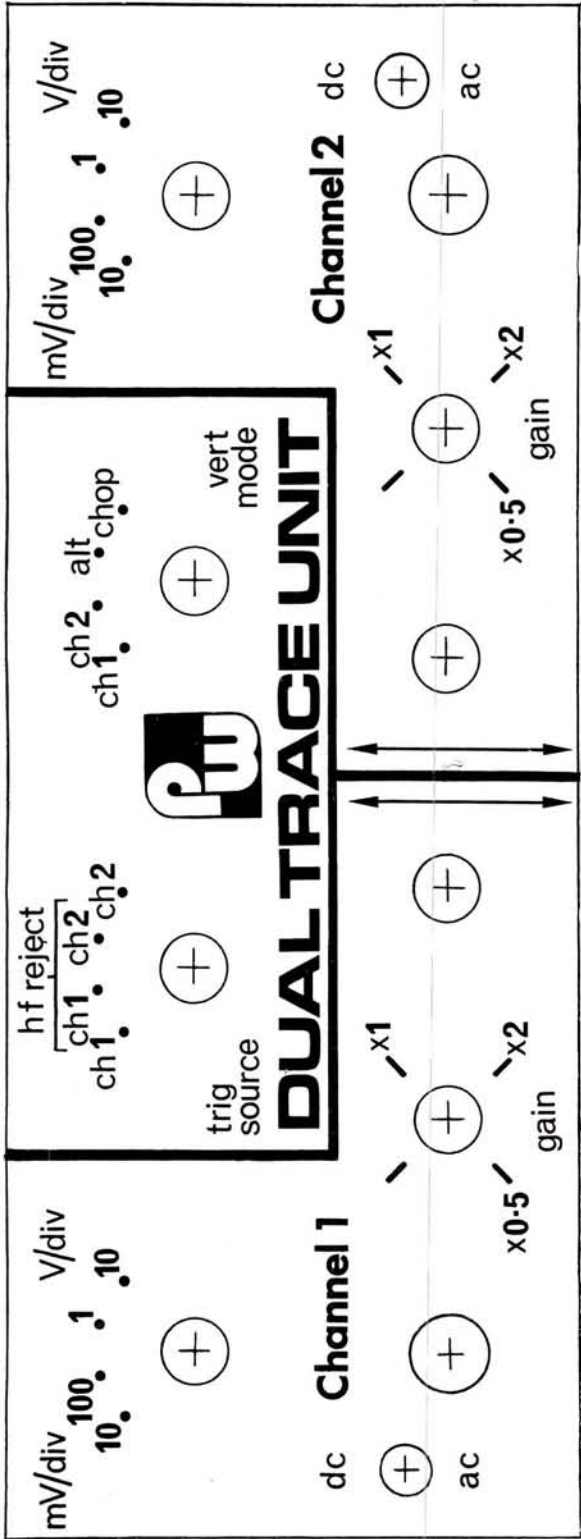


Fig. 8: The front panel of the Dual Trace Unit shown full size


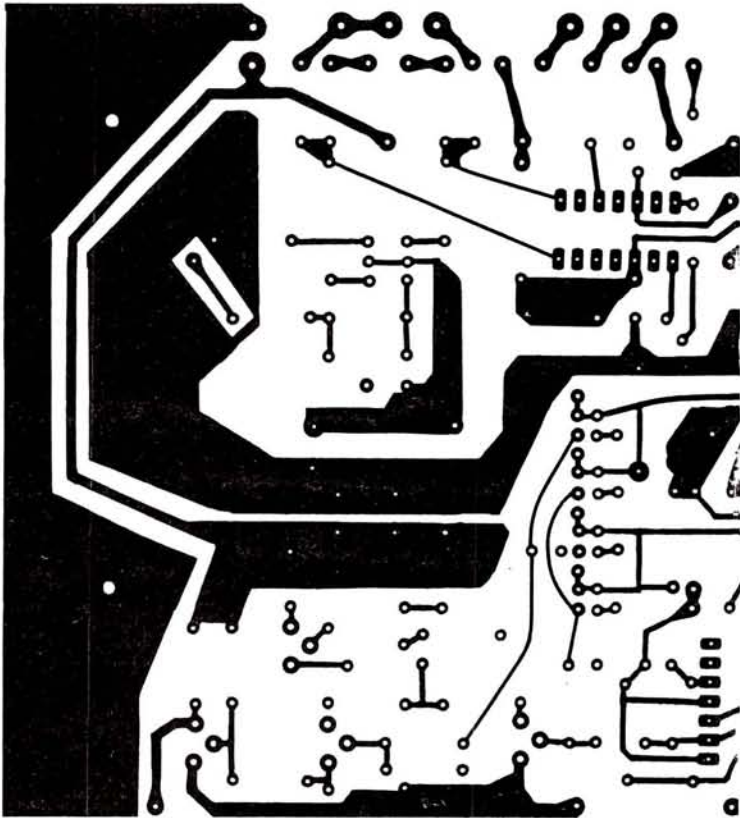



Fig. 9: The double-sided printed circuit board is used for the C shown full size above with the track pattern





Dual Trace Unit. The ground plane pattern (component side) is for the opposite side shown full size below



© IPC Magazines Ltd  
WR069 1980

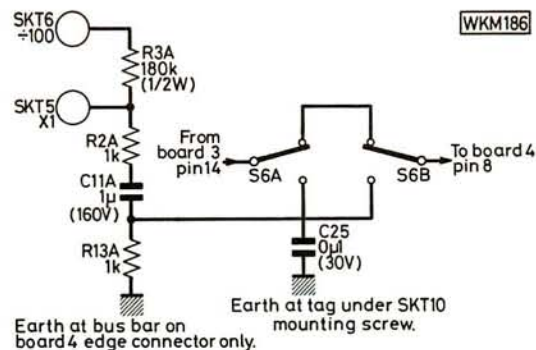
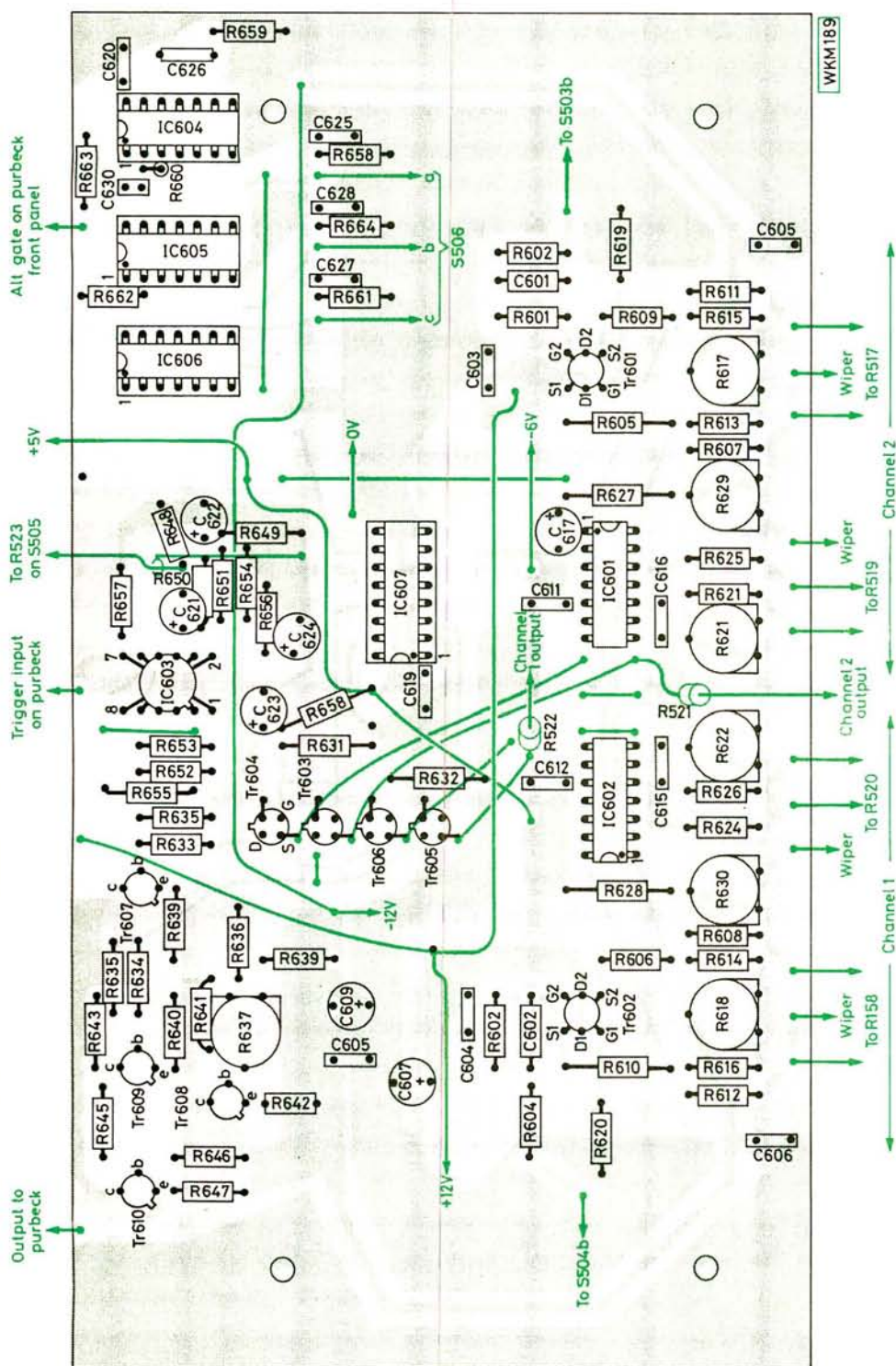


Fig. 10: Modifications needed to the PW Purbeck oscilloscope to enable the Dual Trace Unit to be used with it

## Testing

Check with a multimeter that the shell of the 5 pin DIN socket and the p.c.b. ground plane are both connected to the metalwork (ground) and that none of the supply pins of the DIN socket is short-circuit to ground. The unit should now be connected to the Purbeck oscilloscope, which should be set to 100mV/div,  $\times 1$ , a.c. coupled, and the 'scope switched on. Check straight away that the +12V, +5V, -6V and -12V supplies at the pins of the Dual Trace Unit's supplies socket are present and correct. (If not, switch off immediately and investigate.) Set the trigger selector S505 and the mode switch S506 to Y1, the Y1 input attenuator S503 to 100mV/div and the Y1 gain control to maximum, i.e., fully clockwise. The Y1 shift control should be centred, and the d.c. conditions set up as follows.

1. Centre the trace on the screen of the Purbeck, then switch the Purbeck's input to d.c. coupled.
2. The trace will almost certainly move off centre and possibly off screen. If this happens set the Purbeck to 1V/div. Using the Y1 shift control of the Dual Trace Unit R519, re-centre the trace, switching back to 100mV/div to enable this to be completed exactly. If the trace cannot be completely centred leave the Y1 shift control at the end of its travel where the trace is nearest centred and complete centring with SET ZERO control R637 on the board.
3. Y1 balance control is now set up as follows: Rotate the gain control RV1, and it will, almost certainly, be found that the trace moves up and down. Adjusting R617 one way or the other will increase or decrease the amount of movement and R617 should be carefully set so that rotating the gain control over its whole travel results in no vertical movement of the trace. Note that the setting of R617 to achieve this will of course result in the trace not being centred.
4. Having set R617 the Y1 balance control, the SET ZERO control R637 should now be set such that the Y1 shift control R519 produces, at the extremes of its travel, an equal shift in the upwards and downwards directions relative to the centre of the screen. R629, the pre-set SHIFT CAL control should then be adjusted so that the full range of the front panel shift control just shifts the trace from the top to the bottom of the graticule.
5. Set the mode switch to select Y2 only and set up the Y2 balance pre-set R618 so that varying the Y2 gain control R518 does not change the vertical position of the trace. This is carried out as in 3 (above). Also adjust the Y2 pre-set SHIFT CAL control R630 to set the range of the Y2 front panel shift control R520 to eight vertical divisions. This range may not be centred equally above and below the graticule centre line; this is due to differing offsets in



**Fig. 11: The component placement diagram for the Dual Trace Unit.** Note that the components are fitted to the ground plane side of the p.c.b. taking great care to ensure that connections are only made to the ground plane where indicated. The components are numbered odd for Channel 1 and even for Channel 2



**Fig. 12: These links must be made using insulated wire, on the opposite side of the p.c.b. to the components**

the 733 video amplifiers IC601 and 602. Any off-centring of the Y2 shift range can be halved by slightly re-adjusting the SET ZERO pre-set control R627. This splits the difference between the Y1 and Y2 shift controls. It also completes the setting up of the d.c. conditions.

## Input attenuators

The next step is to set up the input attenuators for correct frequency response, and this requires a square-wave generator at say 5kHz, with adjustable output. The calibrator described in "Passive 10:1 divider probe for the PW Purbeck" in the June 1979 issue is very suitable, but arrangements will need to be made to "tee" it into the +12V STAB supply as you can't plug both it and the Dual Trace Unit into the Purbeck's accessory power socket at once!

It is assumed in the following that the 10:1 divider probe, which is currently used with the Purbeck, is correctly set up for use with that instrument, and that it will also be used with the Dual Trace Unit. This being so, it would clearly be inconvenient to have to re-adjust the probe every time it is changed over from the scope to the Dual Trace Unit and vice-versa, and the following procedure is designed to avoid this.

## Probes

Check using the calibrator that the 10:1 divider probe really is correctly set up for use with the Purbeck. Now unplug the probe from the latter and connect up with the Dual Trace Unit.

Always switch the 'scope off whilst plugging in or disconnecting anything from the accessory power socket.

Connect the probe to the Y1 input of the Dual Trace Unit which should be set to Y1 only, Y1 trigger source. Set the Y1 VAR GAIN control to maximum, the Y1 input attenuator to 10mV/div, and the calibrator to 20mV output.

The resultant square-wave on the screen will probably not have square leading edges (see Fig. 3 of the June 1979 article on the 10:1 passive probe). Adjust C503 to obtain the correctly compensated waveform of Fig. 3a.

Now remove the probe and with the square-wave generator connected directly to the Y1 input set up C507, 513 and 519 in turn at the 100mV/div, 1V/div and 10V/div settings of S503, using an appropriate output from the calibrator and setting of Y1 VAR GAIN for each range. Now re-connect the 10:1 probe between the calibrator and the Y1 input socket and adjust C505, 511 and 517 in turn similarly.

This completes the setting up of the Y1 input attenuator, and the whole procedure should now be repeated to set up the Y2 input attenuator. With the Y1 gain control at maximum (counter clockwise) set the gain by adjusting GAIN CAL preset R621. Similarly set the Y2 gain with R622, and mark the  $\times 0.5$ ,  $\times 1$  and  $\times 2$  settings on the panel. This finally completes the setting up of the unit, which is now ready for use.

The final part will cover using the Dual Trace Unit with the Purbeck oscilloscope.

*A transparent front panel overlay is available to fit the case recommended. This overlay can be obtained from the editorial offices, price £1.60 including postage. It is understood that Watford Electronics will be supplying ready punched and printed cases for this project.*


## FLUKE 8022A DMM REVIEW

►►►continued from page 36

the case. This raises the display to around 45° to the bench. Automatic polarity indication is included in the display, as is overrange.

The manufacturers claim a battery life on continuous operation of typically 200 hours for an alkaline battery, or 100 hours for a zinc carbon, the type used being a standard 9V, NEDA 1604 ("PP3" size). A "battery low" indication is given on the display when approximately 20 per cent of the battery life remains. A battery eliminator is available for mains operation.

Of the six resistance ranges provided, three have a full-scale voltage of less than 250mV, and therefore will not turn on a silicon diode junction, while the remainder have a terminal voltage of at least 700mV (1V on the 2k $\Omega$  range) and will turn silicon diodes on. By the selection of an appropriate range, it is therefore possible to ignore the effect of diodes on in-circuit measurements, or not, as desired.



Internal view of the multimeter. The flexible p.c.b. material acts as a screen

The test leads provided are 1.2m long, terminated in special safety-shrouded 4mm connectors, but standard 4mm banana plugs will also fit the meter sockets. Only test prods are included, but other clips with a 4mm socket could be substituted for these.

## Handbook

The measurement ranges of the instrument are summarised in the specification table, but full details are given in the handbook, which is among the most comprehensive seen for an instrument of this type. Subjects covered include full specification, operating instructions, check-out list, and measurement techniques (including conversion tables for various input waveforms). A detailed description of the theory of operation (the dual-slope integration technique is used, with a quartz crystal clock running at a multiple of the mains supply frequency) is given, plus maintenance, calibration, and trouble-shooting procedures, with circuits, component layouts, etc., provided.

The handbook is rounded off with a list of optional accessories available. These include carrying case, temperature probe, high voltage probe, two r.f. probes, current transformer, current shunt and battery eliminator.

The 8022A is covered by a full two year Warranty, and is available, price £102.35 including VAT, plus £2.50 p. and p., direct from **Fluke International Corporation, Colonial Way, Watford, Herts WD2 4TT, telephone (0923) 40511**, or from their distributors.

# PRODUCTION LINES

alan martin

## New Bench/Portable d.m.m.

Microprocessor techniques have allowed Fluke to incorporate some very useful features in their latest low cost 4½ digit 8050A d.m.m. For, apart from being a very compact and highly accurate bench/portable model with 39 measurement ranges and nine functions, the 8050A also provides unique dB computing and offset modes in addition to a high performance true r.m.s. capability.

In the dB mode, the 8050A d.m.m. allows the user to call up any of the 16 reference impedance levels from 8 to 1200 ohms and to display the readings directly in dBs.

Additionally, a reference/offset mode allows any input signals to be stored either as a reference value for relative dB readings or as an offset against any reading. In offset mode, the user can zero-out any lead resistances for really high resolution impedance measurements or set up a reference offset and display only the variance from that reading.

These absolute and relative dB modes with offset greatly simplify measurements in audio, amplifiers and telecommunications circuits as well as in production testing where only the variance from the stored value may be required. The offset facility is available on all functions such as a.c./d.c. Volts or Amps, Resistance or Conductance.

The high resolution 4½ digit l.c.d. display is matched by a basic d.c. accuracy of 0.03% specified over a full year. Measurements can be made down to 10µV, 10nV, 10mΩ with Fluke's true r.m.s. hybrid circuit providing excellent spectral response

on a.c. In addition to its comprehensive volts, ohms and amp ranges, the 8050A also has two conductance ranges for really high impedance measurements to 100 000MΩ, as well as low power ranges for in-circuit measuring of diodes and resistors.

An additional safety feature is an h.v. display whenever a dangerous voltage over 40V is present on the probes. This is especially useful in the dB or relative modes where the displayed reading does not show the actual input value. Further safeguards protect against overloads or misuse and the instrument is conservatively rated to withstand transients to 6kV.

A wide range of accessories such as high voltage probes, current transformers, shunts, temperature and r.f. probes, remote hold probe, battery pack, and safety leads make the 8050A a complete measurement system for the bench or field.

The 8050A is available as a mains only version costing £199 plus VAT and a mains/battery version which incorporates a built-in rechargeable battery pack and costs £239 plus VAT.

Further details from: *Fluke International Corporation, Colonial Way, Watford, Herts WD2 4TT. Tel: (0923) 40511.*

## 600MHz Mini Counter

From Sota Communication Systems Ltd., comes the Davis 7208 v.h.f.-u.h.f. Frequency Counter which incorporates the latest l.s.i. technology in a wide range portable instrument at a reasonable price.

Among the outstanding features of the 7208 are, an all metal case for r.f. shielding, large 10mm 8-digit l.e.d. display, built-in prescaler, gate light, proportional control crystal oven (optional), automatic decimal point, and with the built-in v.h.f.-u.h.f. preamp the 7208 can directly measure low level r.f. signals from r.f. generators. The 7208 can be operated completely portable with the NiCad battery option.


Priced at £145.00 plus VAT, the 7208 is available from the exclusive UK distributor: *Sota Communication Systems Ltd., 26 Childwall Lane, Bowring Park, Liverpool L14 6TX. Tel: 051-480 5770.*

## More Bits/Tips

Adcola Products has announced the extension of their range of iron plated soldering bits/tips to include soldering tips suitable for the Weller Magnastat tools. Available in ten different profiles and three different temperatures rated 316°C, 370°C and 426°C.

Adcola has formed a Plated Products Division whose aim is to solely concentrate on the production of iron plated bits, at realistic prices, with an ever widening range of profiles and types to suit every requirement of the user of electrically heated soldering tools.

Further information from: *Adcola Products Limited, Gauden Road, London SW4 6LH. Tel: 01-622 0291/3.*



## If you please

Would readers kindly mention "Production Lines", when applying to manufacturers or suppliers featured on this page.

## New Radio I.C.s

Two new circuits which will considerably increase the level of integration possible in professional radio equipment have been introduced by Plessey Semiconductors. Both products, the SL6270 and SL6310, are additions to the recently introduced SL6000 series of radio linear circuits.


The SL6270 is a microphone amplifier with integral gain control. The circuit provides a constant output level whether the speech into the microphone is very loud or soft and therefore applications are anticipated in the tape recording and public address systems fields.

One of the limitations of battery life in hand-portable receivers is the high quiescent power consumption of the audio amplifier. The SL6310 is designed to avoid this excessive consumption by means of a novel feature which allows the circuit to be switched off in weak or noisy signal conditions by application of a 'mute' signal. Even when operating normally, the standby current is only 5mA, half that of comparable products, but the SL6310 is still capable of 500mW output power.

*Plessey Semiconductors Ltd., Cheney Manor, Swindon, Wiltshire. Tel: (0793) 36251.*

## Look in

Augmenting their existing Bim 2000 range of Bimboxes, Boss Industrial Mouldings Limited have now introduced a new, 2 part, deep profile version, available with base and lid colours in black, grey, orange, or blue plus the added attraction of optional clear lid.



Manufactured in ABS with optional clear lid in SAN, as with all Bimboxes, 5.08mm spaced slots are incorporated on all sides of the base section capable of supporting 1.5mm thick p.c.b.s.

Both the coloured and the transparent versions of the lid are

## Power Supply/Charger

The PS1200 is a power supply designed primarily for use with Trio TR2200G, TR2200GX, TR3200, TR2300 and Icom IC-202S and IC402 transceivers. The unit provides a 13.8V regulated d.c. output at 750mA and also a constant current charging supply (45mA) for the optional battery pack. This enables the operator to use the transceiver as a base station whilst at the same time charging the transceiver battery pack for portable use.


Powered by the a.c. mains supply, the unit is protected by inbuilt circuitry against short-circuit and thermal overload. The antisurge fuse is rated at 1 amp.

## Sommerkamp 2m Transceiver

The Sommerkamp TS280 FM 2-metre VHF mobile transceiver is probably the world's most compact 80 channel 50 watt 2-metre FM transceiver. The high output power (quoted in the manufacturer's literature as 75 watt input) is achieved by adding the high power amplifier section at the back of the transceiver unit, thereby achieving a total depth of 290mm excluding controls, enabling the unit to be fitted under dash in most vehicles.

Of course, the high power capability means that the unit provides an excellent base station when used with a good high current regulated supply. The high power transistor output switch is fully protected against adverse load conditions, the p.a. shutting down immediately in the case of excessive s.w.r., etc.

80 channels at 25kHz spacing from 144-146MHz are achieved by using a pull switch on the squelch control to select lower end of the band. Repeater



The PS1200 is housed in an attractive metal case which measures 150 x 75 x 97mm deep, and weighs 1.35kg.

Obtainable either direct or through dealers, the VAT inclusive price is £29.50, postage and packing £1.25.

*LAR Modules Ltd., 27 Cookridge Street, Leeds LS2 3AG. Tel: (0532) 452657.*

selection is automatic thereby making this unit extremely easy to operate in mobile conditions. The bright green digital display directly reads the channel in use with the exception that RO reads as 40.

The receiver sensitivity is quoted 0.4µV for 12dB sinad with a squelch threshold less than 0.1µV. The total current drain of the unit on full power transmit is 8 amps at 13.8V d.c.

Also available for the TS280 is a variety of microphone options such as telephone handset with p.t.t. switch, a selective tone calling microphone, a loudspeaker microphone and a mobile hand microphone with built-in volume control.

Attractively finished in metallic blue with a dark green front panel, the transceiver is economically priced at £203.55 including VAT and delivery charge.

The TS280 is available from: *Arrow Electronics Ltd., Leader House, Coptfold Road, Brentwood, Essex CM14 4BN. Tel: (0277) 219435 and 226470.*



secured by 4 screws running into base corner bosses, and, with the lid incorporating a small flange which sits recessed into the base, these boxes exhibit excellent water repellent properties.

Ideal for use in a wide variety of timer/control type applications, the

clear lid version in particular of this 150 x 80 x 76mm deep Bimbox is eminently suitable where viewing of, but not necessarily access to, internal components is required.

*Boss Industrial Mouldings Ltd., 2 Herne Hill Road, London SE24 0AU. Tel: 01-737 2383.*

# THE VINTAGE YEARS OF RADIO

Chas E. MILLER



For the domestic radio receiver, the '30s stand out as the vintage years. When the decade opened, the "wireless" was still emerging from the mahogany and ebonite cabinet plus separate horn loudspeaker stage; when it closed, very sophisticated sets with such features as motor-driven tuning, a.f.c., variable-selectivity i.f. amplifiers and high quality push-pull output stages were widely available. They were housed in cabinets with plastic and chrome fittings which emphasised the upsurge in the new technology.

This article examines the general development of receivers and the circumstances which helped to bring it about.

## Evolution

The evolution of the radio receiver was phenomenally rapid. To draw a parallel, it's rather as if the sixty year interval between the World War One biplane and the Concorde had been compressed into less than a fifth of that time! That it should have been accomplished at a time of chronic economic recession makes it all the more astonishing. But in spite of, or perhaps because of, the Depression there was a huge demand for the latest form of home entertainment and hundreds of firms sprang up to fulfil it.

Many of these early manufacturers are still household

names today (although they have been swallowed up by large groups and exist only by virtue of "badge engineering"), but in the early '30s there were only two major examples of this practice—the "His Master's Voice" and "Marconiphone" trademarks of the giant EMI concern. Later, Philips marketed an almost identical range, both under their own name and under that of Mullard. But the rest of the multitude of brand names were largely independent and individualistic. Some were offshoots of firms long-established in the electrical or entertainment fields (such as GEC, Ferranti and Decca) while others were set up by pioneers like Frank Murphy, E. K. Cole and Leslie McMichael.

This vast array of firms, large and small, were served by appropriately extensive component and valve industries. In this favourable climate, competition flourished and bore fruit: one of the first advances was that the town-dweller, at least, was freed from the drudgery of carrying accumulators to be charged as the new range of all-mains sets appeared. For the country folk, who as yet had no electricity supply, it was common for similar battery-operated versions to be supplied; these had the virtue of looking as modern, even if they didn't perform as well! Indeed, it was not unusual for *three* variants of a basic chassis to be produced as the mains types had to be further sub-divided to suit either a.c. or d.c. supplies. The development of the universal a.c./d.c. sets came somewhat later.

## Superhets

Another early advance was the widespread adoption of the superheterodyne receiver. True, some t.r.f.s continued in production (notably by A. C. Cossor, with their loftily-named "Super-Ferrodynes"), but the superiority of the superhet was soon clearly established—particularly as the number of radio stations and the power radiated by them increased. Good selectivity became an essential selling point.

For a number of years, the favoured i.f. lay in the 110–130kHz band and the amplification possible at these comparatively low frequencies with even the earliest h.f. pentodes and tetrodes can be an eye-opener to anyone lucky enough to be able to find a working set of the period. With this increased gain, however, came the need for some form of automatic gain control, then termed "automatic volume control". It didn't take long for simple a.v.c. to develop into delayed and squelch versions.

Sometimes, the two would be combined and the characteristic could be adjusted according to the listener's requirements. The Ekco "Silent Tuning" models, for example, had a small knob which could be set for either "all stations" (minimum delay), through to a point where only the strongest signals would be received; in between, there would be complete silence in place of the usual jumble of music and speech.

\*The "Melody Maker", from A. C. Cossor Ltd., was a popular domestic receiver in the '30s and was available ready-assembled or in kit form, powered either from the mains or batteries. Our heading is reproduced from an advertisement in the "Practical Wireless" of 3rd December, 1932. "Volume is enormous, quality is excellent," wrote one Yorkshire user—his aerial consisted of 25ft of wire tastefully arranged around the picture rail!

## Selectivity Problems


Improved selectivity brought with it extra problems for the designers, one of which was the need for accurate tuning if the harsh reception resulting from working on the edge of the acceptance band was to be avoided. Improved dials were a partial answer and, from having simple markings of 0-100, they advanced to having wavelengths and station names displayed; still something more was needed, however. Thus, tuning indicators were introduced which sensed the drop in h.t. current drawn by the i.f. amplifier valves when the correct tuning point, and therefore the point of maximum a.v.c. bias was attained. The indicator might take the form of a small meter or, more commonly, a long neon lamp mounted beside the dial. In due course, that famous gimmick the "magic eye" (a miniature c.r.t.) displaced both types.

Another line of thought was that it would be better to take the tuning out of the hands of the listener altogether and make it entirely automatic. There were three main approaches to this proposition: (a) electrical; (b) mechanical; and (c), a combination of both. Bush and EMI preferred method (a) and used a bank of push switches to select one of a number of pre-tuned groups of tuning coils. If the system was not to become too elaborate, however, it had to be restricted to "simple" superhets which did not possess r.f. amplifiers.

This was quite a drawback at a time when this feature was popular and did not apply to the mechanical method (b) favoured by, amongst others, GEC and Decca. Here, the push-buttons operated on cams which turned the gang capacitor to the correct position thus requiring no extra sets of coils; a small clutch meant that manual tuning could be instantly selected if desired. It must have been a good design, because it survives 40 years later in many of today's car radios!

Ekco and Plessey went for method (c)—the electromechanical solution. These two concerns (who made the "Defiant" range for the Co-op) came up with what is perhaps the ultimate method using light-action push switches to control a small electric motor which did the actual work of turning the capacitor. To ensure accuracy, an a.f.c. system was incorporated and, once again, the basic design is still in use today.

Another problem was the attenuation of the upper audio frequencies caused by the narrow-bandwidth i.f. amplifiers. To alleviate this, some high quality designs (such as the RGD, for example) had a switch which broadened



A Murphy Type A92 a.c. mains receiver (1939), still going strong!

the i.f. response curve when reception conditions allowed. RGD (Radiogram Development Company) and EMI were probably the market leaders in this field, with concerns producing massive multi-valve sets with ponderous auto-change record-players which gave the impression of having been built in a shipyard!


## Wide Range

Nevertheless, not all radios in the '30s were on such a large scale. As the decade drew to its close a wide range of types was available, right down to semi-miniature sets which, having regard to the big valves that they used, were masterpieces of design.

Portable sets were, at last, becoming really *portable* thanks to the advent of 1.4V filament valves; before this, there was little difference in size and weight between a "portable" and a normal domestic model!

Thus, in 1939, there was an enormous range of radios on offer to the public and every taste and pocket was catered for. There were, however, two clouds on the horizon—one small, the other very large. The small cloud was television, by now well out of the experimental stage but still very much the poor relation of sound broadcasting—the second cloud was, of course, the prospect of war. With the outbreak of the Second World War the British radio industry was reduced to making just two standardised domestic models; one for mains use and the other powered by batteries.

Thus, the vintage years of radio came to an end, in the words of T. S. Eliot, "not with a bang, but a whimper".



The informative tuning scales of the Murphy Type A92

continued on page 65▶▶▶

# Ideas

# DEPARTMENT

Some original circuit ideas provided by our readers. These designs have not been proved by us, and we cannot therefore guarantee their effectiveness. They should at least provide a basis for experimentation.

Why not send us your idea? If it is published, you will receive payment according to its merits. Articles submitted should follow the usual style of PW in circuit diagrams and the use of abbreviations. Diagrams should be clearly drawn on separate sheets, not included in the text.

Each idea should be accompanied by a declaration that it is the original work of the person submitting it, and that it has not been accepted for publication elsewhere.

## LOGIC LAMP DIMMER

This circuit is for adding a dimming facility to "sound-to-light" disco lighting systems. With coloured lamps of a given wattage, yellow and red usually seem to be brighter than blue and green, but conventional triac light dimmers cannot be readily interfaced with disco lighting equipment.

The circuit shown in Fig. 1 is that of a logic lamp dimmer which can be included in the final stage of many of the recently published lighting circuits.

The quadruple NAND gate IC1 is fed at one input with a full-wave rectified signal of 5V amplitude (see Fig. 2(a)) and the disco lighting control signal is fed to the other input. The full-wave signal (*unsmoothed*) may be taken from a suitable point in the lighting system p.s.u. When enabled by the control signal, the output of the gate gives a series of short positive pulses synchronised to the 50Hz mains. These pulses are integrated by the RC network (R1 VR1 and C1), resulting in a waveform having some resemblance to a sawtooth. This signal is then converted into a square-wave via the Schmitt trigger IC2. As VR1 is varied the slope of the sawtooth waveform is altered, and consequently the point in the cycle at which the Schmitt trigger will operate; thus the pulse width at the output is increased or reduced.

Up to four channels can be simultaneously controlled simply by using all four NAND gates of IC1, and the time-constants of the RC networks can be varied until the desired effect is achieved. With the values shown, the output pulse width may be adjusted to have a duration of up to 8ms—it should never exceed 10ms however.

R. C. Baker,  
West Ewell,  
Surrey.

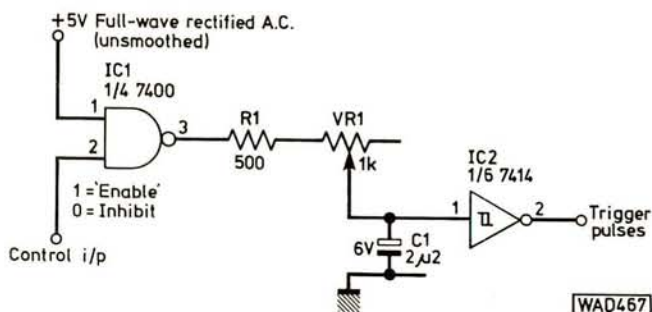


Fig. 1

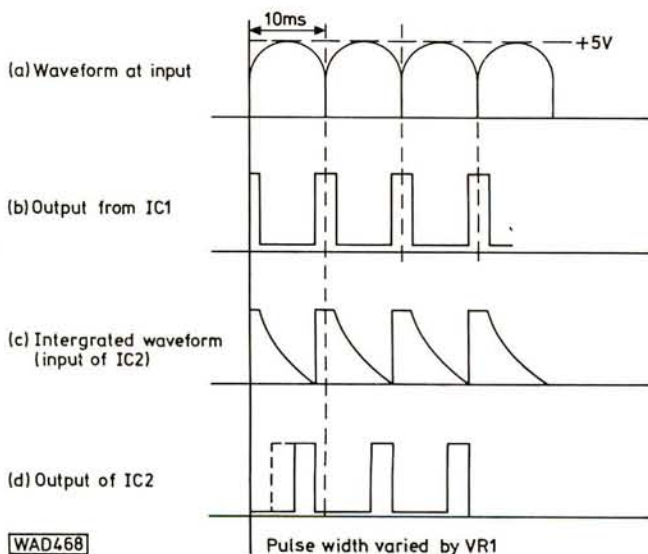


Fig. 2

# The NEW Marshall's 79/80 catalogue is just full of components

*and that's not all . . .*

... our new catalogue is bigger and better than ever. Within its 60 pages are details and prices of the complete range of components and accessories available from Marshall's.

These include Audio Amps, Connectors, Boxes, Cases, Bridge Rectifiers, Cables, Capacitors, Crystals, Diacs, Diodes, Displays, Heatsinks, I.C.s, Knobs, LEDs, Multimeters, Plugs, Sockets, Pots, Publications, Relays, Resistors, Soldering Equipment, Thyristors, Transistors, Transformers, Voltage Regulators, etc., etc.

Plus details of the NEW Marshall's 'budget' Credit Card. We are the first UK component retailer to offer our customers our own credit card facility.

Plus — Twin postage paid order forms to facilitate speedy ordering.

Plus — Many new products and data.

Plus 100s of prices cut on our popular lines including I.C.s, Transistors, Resistors and many more.

If you need components you need the new Marshall's Catalogue.

Available by post 65p post paid from **Marshall's, Kingsgate House, Kingsgate Place, London NW6 4TA**. Also available from any branch to callers 50p.




Retail Sales: London: 40 Cricklewood Broadway, NW2 3ET. Tel: 01-452 0161/2. Also 325 Edgware Road, W2. Tel: 01-723 4242. Glasgow: 85 West Regent Street, G2 2QD. Tel: 041-332 4133. And Bristol: 108A Stokes Croft, Bristol. Tel: 0272 426801/2.

## TOTAL AMPLIFICATION FROM CRIMSON ELEKTRIK

— WE NOW OFFER THE WIDEST RANGE OF SOUND PRODUCTS —

### STEREO PRE-AMPLIFIER POWER AMPLIFIER



MC 1

CPR 1

#### CPR 1—THE ADVANCED PRE-AMPLIFIER

The best pre-amplifier in the U.K. The superiority of the CPR 1 is probably in the disc stage. The overload margin is a superb 40dB, this together with the high slewing rate ensures clean top, even with high output cartridges tracking heavily modulated records. Common-mode distortion is eliminated by an unusual design. R.I.A.A. is accurate to 1dB; signal to noise ratio is 70dB relative to 3.5mV; distortion < .005% at 30dB overload 20kHz. Following this stage is the flat gain/balance stage to bring tape, tuner, etc. up to power amp, signal levels. Signal to noise ratio 85dB; slew-rate 3V/μs; T.H.D. 20Hz–20kHz < .008% at any level. F.E.T. muting. No controls are fitted. There is no provision for tone controls. CPR 1 size is 138 × 80 × 20mm. Supply to be ±15 volts.

#### MC 1—PRE-AMPLIFIER

Suitable for nearly all moving-coil cartridges. Send for details.

#### X02 : X03 — ACTIVE CROSSOVERS

X02 — two way, X03 — three way. Slope 24dB/octave. Crossover points set to order within 10%.

#### REG 1—POWER SUPPLY

The regulator module, REG 1 provides 15.0-15.5v to power the CPR 1 and MC 1. It can be used with any of our power amp supplies or our small transformer TR 6. The power amp kit will accommodate it.

#### POWER AMPLIFIERS


It would be pointless to list in so small a space the number of recording studios, educational and government establishments, etc. who have been using CRIMSON amps satisfactorily for quite some time. We have a reputation for the highest quality at the lowest prices. The power amp is available in five types, they all have the same specification: T.H.D. typically .01% any power 1kHz 8 ohms; T.I.D. insignificant; slew rate limit 25V/μs; signal to noise ratio 110dB; frequency response 10Hz-35kHz, -3dB; stability unconditional; protection—drives any load safely; sensitivity 775mV (250mV or 100mV on request); size 120 × 80 × 25mm.

### POWER SUPPLIES

We produce suitable power supplies which use our superb TOROIDAL transformers only 50mm high with a 120–240 primary and single bolt fixing (includes capacitors/bridge rectifier).

### PRE-AMPLIFIER KIT

This includes all metalwork, pots, knobs etc. to make a complete pre-amp with the CPR 1 (S) module and the MC 1 (S) if required.



#### ACTIVE CROSSOVERS

X02 ..... £15.16 X03 ..... £23.58

#### POWER AMPLIFIER MODULES

CE 608 60W/8 ohms 35-0-35v ..... £19.52

CE 1004 100W/4 ohms 35-0-35v ..... £23.02

CE 1008 100W/8 ohms 45-0-45v ..... £25.96

CE 1704 170W/4 ohms 45-0-45v ..... £31.00

CE 1708 170W/8 ohms 60-0-60v ..... £33.97

#### TOROIDAL POWER SUPPLIES

CPS1 for 2 × CE 608 or 1 × CE 1004 ..... £16.56

CPS2 for 2 × CE 1004 or 2/4 × CE 608 ..... £18.80

CPS3 for 2 × CE 1008 or 1 × CE 1704 ..... £19.75

CPS4 for 1 × CE 1008 ..... £17.12

CPS5 for 1 × CE 1708 ..... £24.15

CPS6 for 2 × CE 1704 or 2 × CE 1708 ..... £25.53

#### HEATSINKS

Light duty, 50mm, 2°C/W ..... £1.44

Medium power, 100mm, 1-4°C/W ..... £2.35

Disco/group, 150mm, 1-1°C/W ..... £3.04

Fan, 80mm, state 120 or 240v ..... £19.70

Fan mounted on two drilled 100mm heatsinks, 2 × 4°C/W, 65°C max. with two 170W modules ..... £31.05

THERMAL CUT-OUT, 70°C ..... £1.54

#### PRE-AMP KIT

POWER AMP ..... £38.07

KIT ..... £35.03

#### PRE-AMPS:

These are available in two versions—one uses standard components, and the other (the S) uses MO resistors where necessary and tantalum capacitors.

CPR1 ..... £31.85

CPRIS ..... £40.87

MC1 ..... £21.28

MCIS ..... £33.17

#### POWER SUPPLY

REG1 ..... £6.90

TR6 ..... £1.97

#### BRIDGE DRIVER, BDI

Obtain up to 340W using 2 × 170W amps and this module BDI ..... £5.75

### CRIMSON ELEKTRIK

1A STAMFORD STREET,

LEICESTER. LE1 6NL

Tel: (0533) 553508

U.K.—please allow up to 21 days for delivery.

All prices shown are UK only and include VAT and post. COD 90p extra, £100 limit. Export is no problem, please write for specific quote. Send large SAE or 3 International Reply Coupons for detailed information.

Distributors:

BADGER SOUND SERVICES LTD.

48 WOOD STREET,

LYTHAM ST. ANNES,

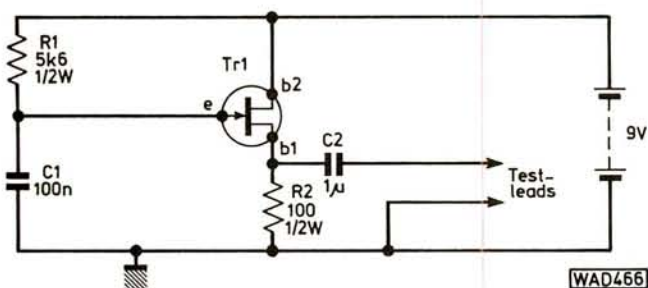
LANCS FY8 1QG.

"MINIC TELEPRODUKTOR

BOX 12035: S-750 12

UPPSALA 12, SWEDEN"

## SIGNAL INJECTOR



This simple signal injector can be used to test radios, amplifiers, loudspeakers, etc. Capacitor C1 charges up through R1 until the uni-junction transistor conducts: the capacitor is immediately discharged and, of course, the cycle starts again.

This results in a series of positive-going spikes at the output, possessing energy at both a.f. and r.f. The components can be mounted to correspond with the layout of the circuit diagram—capacitor C2 may be fairly bulky as it is a non-electrolytic type, but this is to isolate the circuit from high bias voltages which may be present on the equipment under test.

If a 220Ω resistor is connected between the test-leads, and the resulting wire loop is held near a working radio, the tone should easily be heard (not on f.m.).

*A. P. Cooper,  
Wimborne,  
Dorset.*

## SOUND EFFECTS GENERATOR

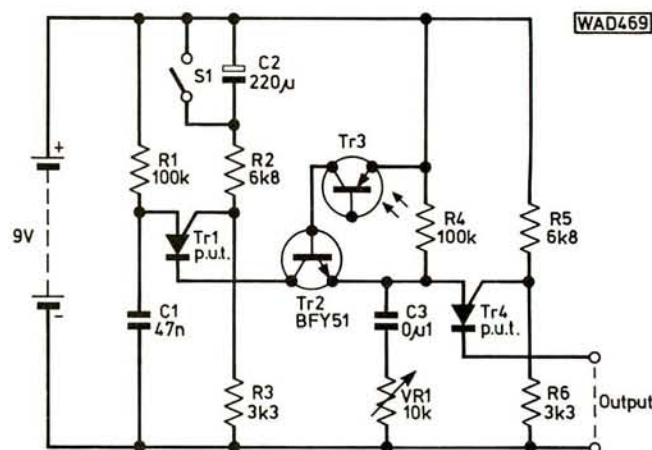
Although the “programmable uni-junction transistor” (p.u.t.) is a generally available device, there are relatively few circuits around which use it despite its similarity to the u.j.t.

In this circuit, two relaxation oscillators have been coupled together via a transistor biased by a photo-transistor. The frequency of the oscillations associated with Tr4 is varied by VR1, while those associated with Tr1 progressively decay due to the discharge of C2 (recharged by closing S1).

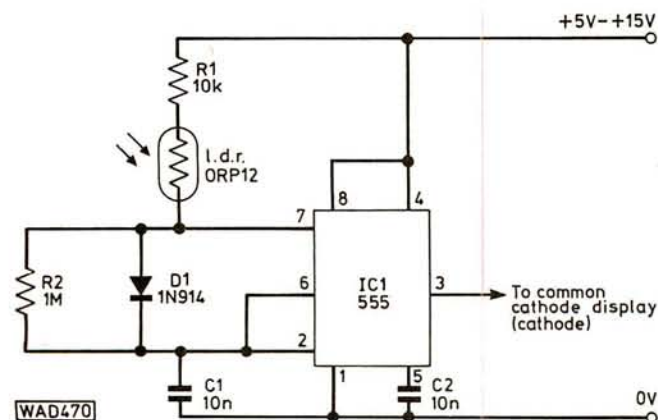
The p.u.t.'s can be either MEU21 or 2N6027 devices, and the photo-transistor was an OCP71.

By varying the values of the components, a wide range of eerie and interesting audio effects can be produced.

*P. Gatehouse,  
Stowe,  
Bucks.*



## AUTOMATIC CLOCK DIMMER

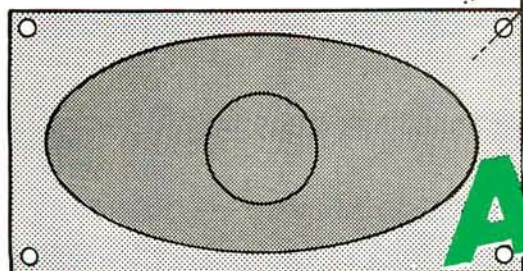


This circuit consists of a 555 timer connected as a variable duty cycle oscillator. Capacitor C1 charges via R1, D1 and the l.d.r. and subsequently discharges through IC1 pin 7 via R2. As the ambient light level increases, the resistance of the l.d.r. falls and thus the length of the charge cycle decreases. Since the output of the i.c. at pin 3 is positive during the charge cycle, the display is switched on for a proportionately longer part of the charge-discharge cycle as the ambient light level increases. Similarly, the display dims as the light fades.

To drive common anode displays, replace R2 with the l.d.r. and a diode connected in series, and increase the value of R1 to 1M. The anode of the new diode should be connected to C1.

The supply voltage can range between 5 and 15V, and the output of the i.c. can drive 200mA. The l.d.r. should be positioned adjacent to the clock display.

*D. A. Akerman,  
Dagenham,  
Essex.*



# tweeter ATTENUATOR

T. P. Hopkins

It is useful to be able to adjust the level fed to the tweeter unit of a home-built loudspeaker system without affecting the main driver units. Some expensive commercial systems have a switched attenuator network to control the tweeter level; the unit described here allows the home constructor to add such an attenuator to his speakers.

No constructional details are given as this will obviously depend on the design of the speakers themselves.

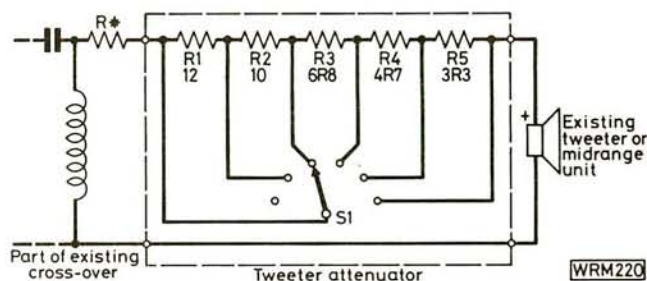


Fig. 1: Circuit diagram

Table 1

	1.5dB steps			3dB steps			5dB steps		
R1	4Ω	8Ω	16Ω	4Ω	8Ω	16Ω	4Ω	8Ω	16Ω
R2	1.5	3.3	6.8	6.8	12	27	33	68	120
R3	1.2	2.7	4.7	4.7	10	18	18	33	68
R4	1.0	2.2	3.9	3.9	6.8	12	10	18	39
R5	1.0	1.8	3.3	2.2	4.7	10	5.6	10	22
R5	1.0	1.5	3.3	1.5	3.3	6.8	3.3	6.8	12

All values in ohms

R1 to R5 are 2.5W wirewound resistors

## Alternative Steps

The resistor values shown on the circuit diagram are for 3dB steps with an 8Ω speaker system but alternative values for other steps are given in Table 1.

Many cross-over networks have a resistor in series with the tweeter. If this is reduced in value, or removed, boost as well as cut is produced.

Resistors R1-R5 may be fixed to the rear of the switch. If this is mounted on a recessed plate (such as is normally used for a jack) and fitted with a matching knob, a neat finish suitable for baffle mounting is obtained.

## ★ components

### Resistors

2.5W wirewound

3.3Ω	1	R5
4.7Ω	1	R4
6.8Ω	1	R3
10Ω	1	R2
12Ω	1	R1

### Switches

1p6w rotary	1	S1
-------------	---	----

PLEASE MENTION  
PRACTICAL WIRELESS  
WHEN REPLYING  
TO ADVERTISEMENTS



# FT~7B


**PART 1**

# Mobile HF TRANSCEIVER



The Yaesu Musen Company of Japan introduced a mobile rig some years ago—the FT-75. Limited in its applications in fixed station use, it has been replaced by similarly sized, all-solid-state transceivers—first the FT-7 with ten watts output, and now the FT-7B, rated at 100 watts d.c. input. Although designed primarily for mobile use, the addition of c.w. facilities suggests that some thought was given in the design to possible portable use. The transceiver runs off a nominal 12 volt d.c. supply, and, as is usual with h.f. solid-state p.a. stages, is a wideband device. The only front panel tuning control is for the preselector, marked on the front panel as TUNE.

The bands covered are 80–10 metres, and provision is made for the coverage of the whole of the 10m band, although the crystal provided is for the 28.5–29.0MHz segment. Modes of operation are u.s.b., l.s.b. and a.m. on telephony, and c.w. A noise blanker is fitted, and provision is made for crystal controlled operation. A 100kHz crystal marker is provided, as is an aerial attenuator, and a clarifier, or independent receiver tuning control.

Construction of the equipment is very compact. Most of the circuitry is contained on "daughter" boards, which plug in to a "mother" p.c.b. There are two of these mother boards, and maintenance is almost impossible without a suitable set of extender cards. Although the average amateur has probably not got sufficient test equipment to be able to maintain the transceiver, nevertheless, reducing the maintainability to almost zero by the lack of extender cards is not a particularly good feature.

Generally, the standard of construction is reasonably good—slightly better than the usual middle quality range domestic equipment, except for the p.a. stage. This was very poorly built, and comments from professional radio designers on it were surprising—the writer didn't realise that some of his colleagues knew words like that!! Especially poor here was the method of thermal coupling between the

p.a. transistors and the temperature compensating diodes in the bias network. These diodes are attached to the p.c.b. over the transistors in such a way as to get some sort of thermal coupling, and suitably coated in heatsink "goo" to help. During measurements of the transmitter, it was noticed that the power setting tended to drift slightly, which is probably caused by this poor thermal coupling. The wiring to the p.a. stage was very poorly done, with several of the connecting leads suffering from soldering iron burns. Certainly the standard was not that which the writer would expect of prototype equipment, let alone production.

## Technical Description

The transceiver is of the single conversion type, using a 9MHz intermediate frequency. The injection to the main mixer is derived from a pre-mixer system, in which the v.f.o. is mixed with a crystal oscillator, and the desired output is filtered and fed to the signal mixer, via a wide-band amplifier. The v.f.o. covers 5.0–5.5MHz, and so no mixing occurs on 80 metres.

The signal input is fed via the switchable r.f. attenuator unit to a tuned circuit, controlled by the front panel TUNE control. A dual-gate MOSFET amplifier acts as the r.f. amplifier, and this is followed by a coupled pair of tuned circuits. This coupled pair acts as a bandpass filter, and requires no tuning by the operator. An emitter follower provides a step down in impedance to drive a diode ring mixer using Schottky diodes, followed by a monolithic crystal filter, which provides some narrowing of the bandwidth and also delays impulse interference, allowing the noise blanker time to act. The monolithic filter is followed by an f.e.t. amplifier, a single diode as the noise gate, and an f.e.t. source follower driving the main crystal filter, which is a 6-pole filter. This is followed by the i.f. stages and detectors, all of which are built from discrete transistors—mainly MOSFETs. The noise

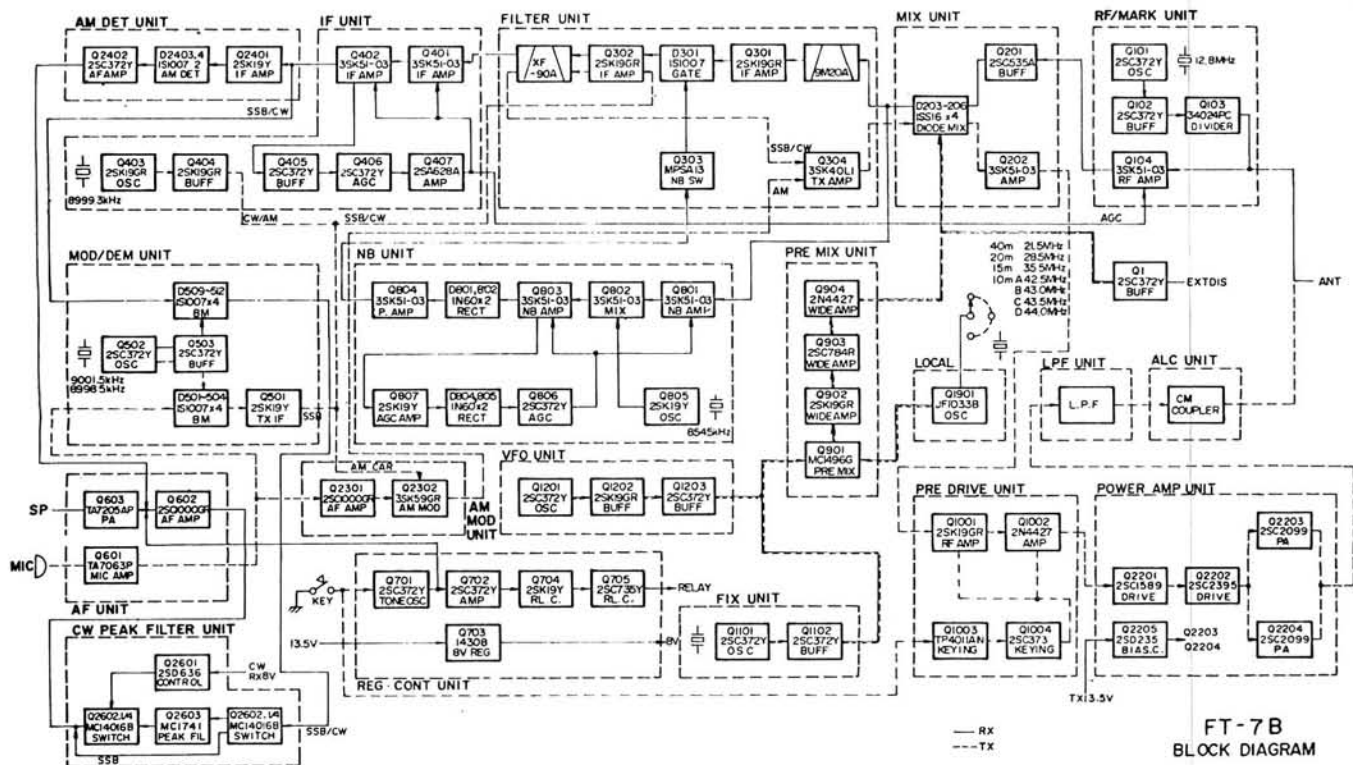


Fig. 1: Block diagram of the FT-7B

blanker is fed from the output of the Schottky mixer, and consists of an amplifier—mixer—amplifier—detector—d.c. amplifier chain, all of which, excluding the detector, use dual-gate MOSFETs. An a.g.c. loop is built into the amplifier chain, and the mixer converts the 9MHz input to 455kHz. The output from the detectors in the main signal path is fed to the audio stages, one of which is an active filter on c.w., with a bandwidth of some 80Hz. The a.f. output stage uses an i.c.—one of the relatively few in the set.

The transmitter is conventional, with an i.c. microphone amplifier feeding either a MOSFET a.m. modulator, or a diode balanced modulator for s.s.b. The signal is then amplified and filtered to produce s.s.b., amplified, mixed in the Schottky mixer with the local injection, and then via the bandpass pair referred to in the receiver description, fed to the pre-driver stage. This stage has a tuned circuit controlled from the front panel TUNE control to select the required signal, which is then amplified in various stages up to the 50 watt output level. Quite complex a.l.c. and s.w.r. protection is provided, and a set of low-pass filters reduces the harmonic output of the p.a. stage.

Capability is provided for crystal controlled operation, with a different crystal for each band. The rest of the circuitry is concerned with power distribution, regulation, and switching, except for the crystal calibrator. This uses a 12.8MHz crystal, and a divide-by-128 CMOS divider. Automatic switching between transmit and receive, with a delay circuit, is used on c.w. transmission, but VOX is not provided. Fig. 1 is the block diagram from the handbook.

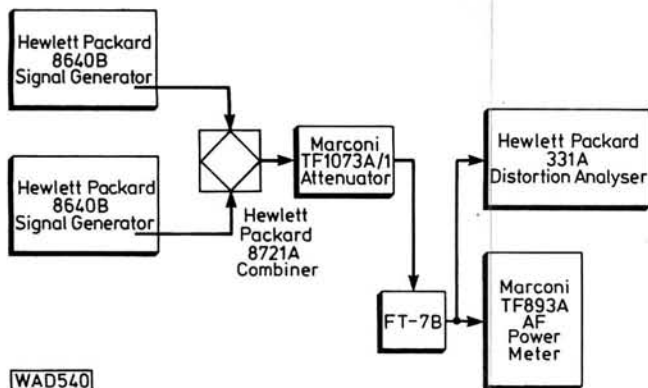
## Measurement Techniques

Measurements can be split into two basic groups—transmitter and receiver. Receiver measurements are made with the system set up as in Fig. 2, while transmitter measurements are made as in Fig. 3. A somewhat sobering thought arises when it is realised that the cost of the test equipment to make these measurements to the accuracy

desired is about £35 000! Even then, the answers obtained on the air were required to complete the picture.

The transmitter measurements were fairly straightforward, and in general have been based on the applicable clauses and methods used for marine radio transmitters, which are probably the nearest thing commercially to the amateur equipment. Two audio frequency tones were fed into the microphone socket, and the output from the transmitter fed via the attenuator to the spectrum analyser. The following were then measured: power output; 3rd order intermodulation products; 5th order i.p.s.; harmonics, and spurious. This was done for each band, and the results are in Table 1. The transmitter was then set up on 14.2MHz, and carrier suppression, hum and noise measured. As usual, there was a change in the level of carrier suppression with sideband, being -73.9dB on l.s.b. and -76.4dB on u.s.b, and also a slight change with power level. Hum and noise were better than -55dB. Application of a single tone 6dB down from p.e.p allowed measurement of transmitter passband, and the unwanted sideband suppression, while the final test is based upon the commercial tests aimed at limiting adjacent channel interference.

In general, it seems that the higher order sidebands in a solid-state transmitter tend to be slightly worse than those in a valve linear, and certainly at full output, the sidebands extend some way from the signal. The test for this is to apply two audio tones to the transmitter of such frequencies that the intermodulation products fall (for u.s.b) above +3.1kHz and below -200Hz relative to the suppressed carrier. The marine specification requires that products between +2.7 and +6.2kHz, and between -200Hz and -3.4kHz be at -31dB or lower relative to peak envelope power. From +6.2 to +9.4kHz, and from -3.4 to -6.6kHz, the requirement is -38dB, and beyond these limits it is 43dB, without exceeding 50mW. It is a particularly valid specification limit (reproduced graphically in Fig. 4) with transmitters that have appreciable higher order products; for Sunday mornings on 80m, however, a more stringent one could be considered



WAD540

**Fig. 2: The receiver measuring system used by the author**

necessary if anti-social emissions are to be avoided!

The final transmitter tests are of the c.w. keying. Again, the marine specifications are taken as a guide, and the transmitter is keyed by a 50% duty cycle signal derived from a pulse generator. The spectrum resulting, and the envelope distortion were measured with an oscilloscope and the spectrum analyser. The marine limits are for 30 baud keying (about 40 w.p.m.), and the bandwidth is limited to  $-24\text{dB}$  at  $\pm 100\text{Hz}$ ,  $-37\text{dB}$  at  $\pm 200\text{Hz}$ , and  $-47\text{dB}$  beyond  $\pm 400\text{Hz}$ . Again, this is not a particularly tight specification, but does put limits on the anti-social behaviour of the transmitter (see Fig. 5).

## Receiver Measurements

Receiver measurements are a much more lengthy process. To start with, it is necessary to ensure the method of coupling the signal generators to the equipment under test is satisfactory on the following points:

(a) Isolation of the generators from each other. This requires a suitable combining network, and a good matched load for the combiner, so an attenuator is used. Since the loss in the combiner is  $6\text{dB}$ , it is convenient to use a  $14\text{dB}$  attenuator after the combiner, thus giving a total loss of  $20\text{dB}$ .

(b) Limiting the external attenuation of the signal to the practicable minimum thus reducing the amount of cable carrying high level signals and restricting the effects of leakage.

(c) Keeping the cable length from the final attenuator as short as possible to prevent inaccuracy caused by any s.w.r. on the cable—this s.w.r., of course, being caused by the receiver input not being exactly  $50\text{ ohms}$ .

The measurements fall into three categories, viz: **Sensitivity-based checks.** These include signal-to-noise, S meter sensitivity, signal to noise improvement, ultimate signal to noise, a.g.c., and audio power output.

**Two Signal Tests.** These cover intermodulation, cross modulation, blocking and reciprocal mixing.

**Spurious Responses.** These cover internal whistles, and external spurious responses.

The sensitivity series of tests are easy to carry out. They measure the ability of the receiver to distinguish weak signals, and its ability to apply gain control correctly. Obviously, an attenuator in front of the receiver would give gain control by making all signals equally weak, but would also cause the signals to have an equally poor signal-to-noise ratio. The SINAD measurement measures distortion as well—SINAD stands for the ratio of Signal plus Noise plus Distortion to Noise plus Distortion only. For mobile use, an

**Table 1. Output Power, Intermodulation and Spurious Outputs**

Frequency	Output Power	3rd IMP (rel. p.e.p.)	5th IMP (rel. p.e.p.)	Spurious	Level (rel. p.e.p.)
3.72MHz	45W	$-31\text{dB}$	$-46\text{dB}$	1.45MHz	$-72.5\text{dB}$
				2.08MHz	$-64.7\text{dB}$
				5.32MHz	$-60.5\text{dB}$
				5.85MHz	$-74.6\text{dB}$
				7.44MHz	$-66.5\text{dB}$
				11.16MHz	$-75.6\text{dB}$
				14.88MHz	$-75.6\text{dB}$
				5.4MHz	$-74.2\text{dB}$
				7.092MHz	$-65.6\text{dB}$
				7.308MHz	$-67.0\text{dB}$
7.20MHz	66W	$-30.3\text{dB}$	$-43.7\text{dB}$	9.0MHz	$-68.2\text{dB}$
				10.8MHz	$-74.6\text{dB}$
				14.4MHz	$-72.5\text{dB}$
				21.6MHz	$-62.5\text{dB}$
				28.4MHz	$-64.6\text{dB}$
				42.6MHz	$-62.5\text{dB}$
				30.3MHz	$-59.7\text{dB}$
				42.4MHz	$-60.4\text{dB}$
				62.6MHz	$-57.8\text{dB}$
				94.8MHz	$-58.9\text{dB}$
14.2MHz	45W	$-29.9\text{dB}$	$-38\text{dB}$	19.63MHz	$-65.3\text{dB}$
				23.41MHz	$-51.1\text{dB}$
				25.02MHz	$-64.6\text{dB}$
				27.18MHz	$-59.1\text{dB}$
				30.91MHz	$-63.2\text{dB}$
				32.47MHz	$-63.5\text{dB}$
				34.19MHz	$-65.0\text{dB}$
				37.81MHz	$-62.1\text{dB}$
				57.4MHz	$-59.9\text{dB}$
				86.1MHz	$-59.3\text{dB}$
21.2MHz	45W	$-29.1\text{dB}$	$-40.8\text{dB}$		
28.7MHz	42W	$-30.3\text{dB}$	$-41.8\text{dB}$		

**Table 2. Modulation—Frequency Characteristics**

Tone Frequency Hz	Level
—1000	below $-70\text{dB}$
—700	below $-70\text{dB}$
—400	below $-65\text{dB}$
—300	below $-65\text{dB}$
300	$-11.5\text{dB}$
400	$-2.67\text{dB}$
700	$-0.42\text{dB}$
1000	$-0.45\text{dB}$
1300	0
1900	$-1.87\text{dB}$
2400	$-2.72\text{dB}$
2700	$-5.70\text{dB}$
3200	$-35.1\text{dB}$
3500	$-53.0\text{dB}$
4000	$-74.7\text{dB}$
8000	below $-88\text{dB}$
10 000	below $-88\text{dB}$

**Table 3. Out of Channel Radiation**

Measured at  $14.2\text{MHz}$  at  $45\text{W}$  p.e.p., modulated by tones of  $700$  and  $2400\text{Hz}$

Frequency relative to carrier frequency	Level relative p.e.p.
$-7.75\text{kHz}$	$-42.9\text{dB}$
$-6.15\text{kHz}$	$-44.8\text{dB}$
$-4.4\text{kHz}$	$-38.2\text{dB}$
$-2.7\text{kHz}$	$-42.6\text{dB}$
$-1.05\text{kHz}$	$-29.3\text{dB}$
$4.1\text{kHz}$	$-28.4\text{dB}$
$5.85\text{kHz}$	$-45.1\text{dB}$
$7.45\text{kHz}$	$-38.6\text{dB}$
$9.20\text{kHz}$	$-48.9\text{dB}$
$10.95\text{kHz}$	$-44.3\text{dB}$




# Lee Electronics Ltd

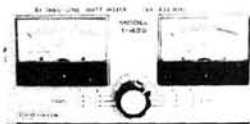


LONDON'S LEADING STOCKISTS OF YAESU • ICOM • STANDARD  
• SWAN • ATLAS • LUNAR • MICROWAVE MODULES • HI-MOUND • SST  
• JAYBEAM • ASP • SHURE • LEADER • CDE • HY-GAIN • ETC

Now under new management. Come in and see NORMAN G8 THJ.



**SWR25:** This ever-popular twin SWR and Power meter covers 3-5-150MHz at **£10.50** plus VAT. P&P 50p.



**T-435:** VHF/UHF swr and power meter with 2/20/120 watt through line power measurement **£29.95** plus VAT. P&P 50p.



**DL-30** Dummy load 25W DC-150 MHz **£5.50** plus VAT. P&P 25p.  
**T-80** 80W Dummy load DC-500 MHz **£19.95** plus VAT. P&P 25p.  
**T-150** 150W Dummy load DC-500 MHz **£28.50** plus VAT. P&P 25p.



**CT-1** Coax Toggle 3 SO239's **£5.75** plus VAT. P&P 25p.  
**CT-2** Coax Toggle 2 SO239's 1 PL259 **£5.95** plus VAT. P&P 25p.

## OSKER BLOCK RANGE



**SWR200B** swr/power meter covering 3-200MHz 50/75 Ohm power range 3-30MHz, 20/200/2kW, VHF 2/20/200 watt **£34.95** plus VAT. P&P 50p.



**SWR300** swr/power meter 3-30MHz (2m and 70cm with adaptors) power range 20/200/2kW with SPC-2B 20/200W at 2m with SPC07A 2/20W at 70cm. Respective prices **£39.95**, **£14.95**, **£18.95** plus VAT. P&P 50p.



**SWRVV** meter body only, covers 144/432MHz with adaptors SPC-2B and SPC 07A, **£19.95** plus VAT. P&P 30p. Adaptors as SWR300.

## HI-MOULD KEYERS

**HK707** Straight Up/Down keyer **£8.75**  
**BK100** Semi auto mechanical bug **£15.55**  
**HK702** Up/Down keyer on marble base **£19.50**  
**MK702** Manipulator **£19.50**  
**MK704** Squeeze paddle **£12.50**  
**MK705** Squeeze paddle on marble base **£19.50**  
PLUS VAT. P&P 30p.



**PX402** 13.8V DC 3amp continuous 4amp max fully stabilized power supply with overload protection **£19.95** plus VAT. P&P 50p.

## JVL MK2

Base VHF/UHF antennas. These antennas are made to very high standards from the finest quality anodised aluminium; collapsible and ideal for portable or fixed use. Power handling 350W:  
**JVL144** 6dB gain 2m colinear **£32.00** plus VAT. P&P £1.50; **JVL433** 6dB gain 70cm colinear **£32.00** plus VAT. P&P £1.50.

## C7800 70cm FM Mobile



The C7800 is one of the most advanced mobile 70cm transceivers available, covering 430-439-975MHz in 25kHz steps. Tuning is accomplished either by the main tuning control or with the up/down control on the mic. A MHz button is provided to step the frequency up by 1MHz at a time to save hours of knob twiddling. SU20 is available at the touch of a button; two repeater offsets are supplied—1.6MHz and 4.6MHz for European use.

Just look at the features:  
\*Digital readout \*Easy to read display \*Five programmable memories \*Scanning of the band in one MHz or memories stopping on in-use or vacant channels \*Two speed scan rate \*Tone burst \*LED power and S-meter, 10 watts RF output \*Back-up for memories \*Spare button on front for user's use.

**£239.50** + VAT, carriage free. (C8800 2m FM Mobile version also available).

The C8800 is the matching unit, with the same features, covering the 2m band in 5kHz or 25kHz steps.  
**£219.00**

## ELECTRONIC KEYERS



**EK-150**

A semi- or fully-automatic squeeze keyer producing dots and dashes in the precise ratio required for perfect code. The speed is adjustable from 0-60wpm. Power inputs 110/240VAC or 9-14VDC. **£65** plus VAT.



**MK-1024**

As EK-150 but with four memories each capable of storing 256 bits making a total of 1,024 bits. This can be recalled separately or in sequence for one long message. **£117.50** plus VAT.



## POCKET MONITOR

This small receiver has 12 xtal-controlled channels. Fitted with 9-S0, S20, S22, S23, S24, R4, R5, R6 and R7, and comes complete with ni-cads, charger and carry case, etc.

**£57.95**

+15% VAT  
Extra channels available at **£2.50** + VAT



## ART3000C

This rotator delivers the highest performance that can be expected of the standard size rotator. The unit has disc brakes to ensure excellent stopping and handles maximum load of 250kg/550lbs. **£79.95** +15% VAT.

**LEE ELECTRONICS LTD**  
400 EDGWARE ROAD, LONDON W2  
Tel: 01-723 5521. Telex: 298765

Nearest Tube: Edgware Road  
or Paddington main line.  
HP ★ art exchanges welcome



## NEW! TRIO R1000

UNBEATABLE PERFORMANCE  
AT AN UNBEATABLE PRICE

**£298** 24 hour delivery  
inc. vat. available

"It beats anything under £1000!"




0.2mHz-30mHz in 30 Bands

## LOWE SRX 30

COMMUNICATIONS RECEIVER

24 hour Securicor delivery **£178** inc. vat.



0.5MHz-30MHz 30 Bands

**FRG7** **£214** inc. vat.  
24 hour delivery



0.5MHz-30MHz 30 bands

## WHY BUY FROM US?

Its pretty well known amongst short wave listeners around the World that we specialise in communications receivers. Our workshops are staffed by enthusiasts and licensed radio amateurs, and each receiver is given a thorough pre-delivery check before despatch (yes a few do fail). Once we are satisfied, your receiver is carefully packed and despatched by Securicor for direct delivery to your door the following day. Mail order customers need simply quote us their Barclaycard or Access numbers or alternatively send us a cheque or postal order.

## WATERS & STANTON ELECTRONICS

18-20 MAIN ROAD, HOCKLEY ESSEX  
Tel: HOCKLEY (03704) 6835.

Callers welcome Mon-Sat 9-5.30 E.C. Wed. 1pm.



## IF YOU ARE INTERESTED IN AMATEUR RADIO

AND LIVE IN OR NEAR KENT  
WHY NOT COME AND VISIT US  
(or Phone us for a copy of our Catalogue)

WE STOCK

TRANSCEIVERS POCKET RECEIVERS  
BOOKS RECEIVERS POWER SUPPLIES  
ROTATORS AERIALS  
FOR

AMATEUR, MARINE & PRIVATE MOBILE RADIO

## THANET ELECTRONICS

143 RECVLER ROAD, HERNE BAY, KENT

Tel: (02273) 63859

Telex: 965179

## Western

THE COMMUNICATIONS SPECIALISTS  
EVERYTHING FOR THE RADIO AMATEUR

## ANTENNAS ... FOR THE HF BANDS

BRITISH MADE BY **Western**

### TRAP DIPOLES (3 types)

TD1/10-80	10, 40 and 80m	<b>£25.30</b>
TD1/15-80	15, 20, 40 and 80m	<b>£25.30</b>
TD-P	Portable type with winding spools	<b>£30.48</b>
(TD1 are of 14 gauge copper; TD-P is copper/terylene braid)		

### VERTICAL

DX-5V	10-80 metres; approx 26ft high; slimline	<b>£60.32</b>
-------	--	---------------

### BEAM ANTENNAS (and Rotary Dipole)

DX-31	Rotary dipole for 10, 15, 20m	<b>£46.00</b>
DX-32	2-element beam for 10, 15, 20m	<b>£80.50</b>
DX-33	3- " " " " " "	<b>£121.90</b>
DX-34	4- " " " " " "	<b>£161.00</b>
DX-103	3-element monoband beam for 10m	<b>£74.75</b>
DX-105	5- " " " " " "	<b>£97.75</b>

★ Other Antenna Accessories available - see our Price List ★

ALL PRICES INCLUDE VAT (15%) AND FREE DELIVERY UK.

Send large SAE for further details of this and other equipment - or use our Answerphone after hours.

## Western Electronics (UK) Ltd

HEAD OFFICE (All Mail/Enquiries)

FAIRFIELD ESTATE

LOUTH, Lincs, LN11 0JH

Tel: Louth (0507) 604955/6/7

ACCESS  
VISA  
H.P.

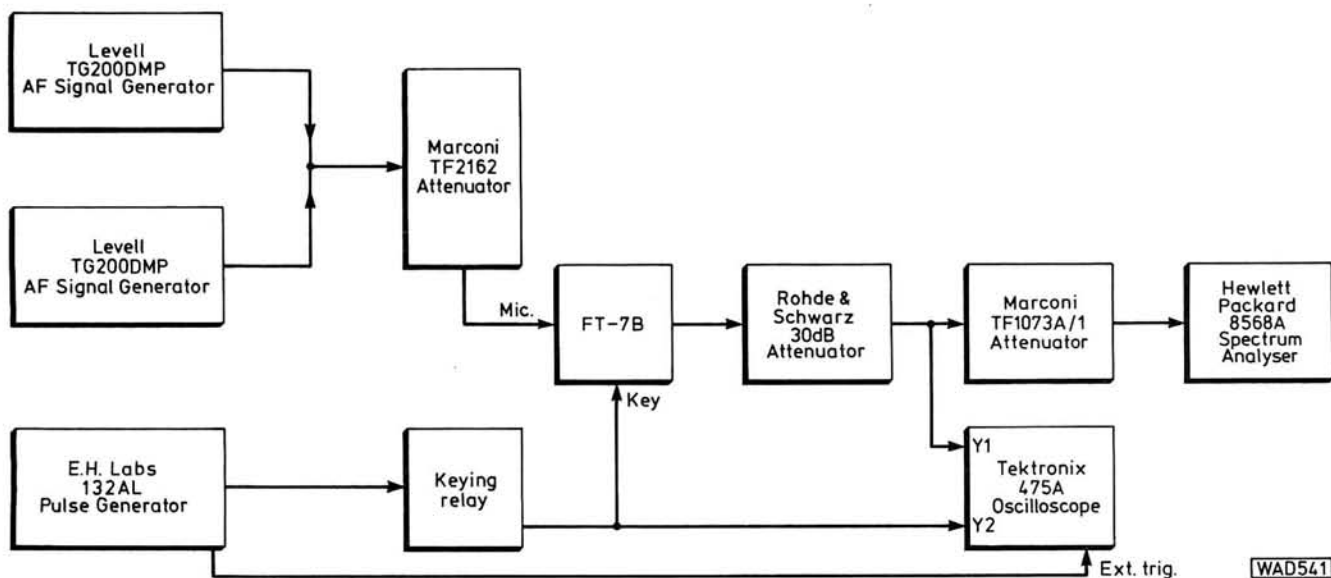


Fig. 3: The transmitter measuring system

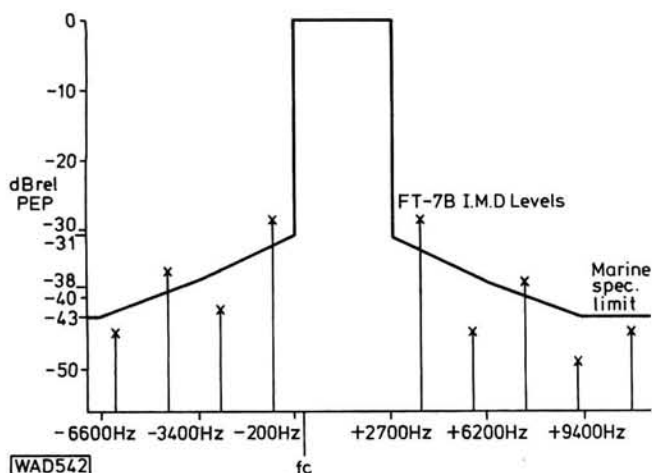


Fig. 4: Out-of-band radiation on s.s.b., compared with the UK Marine Transmitter Specification limit

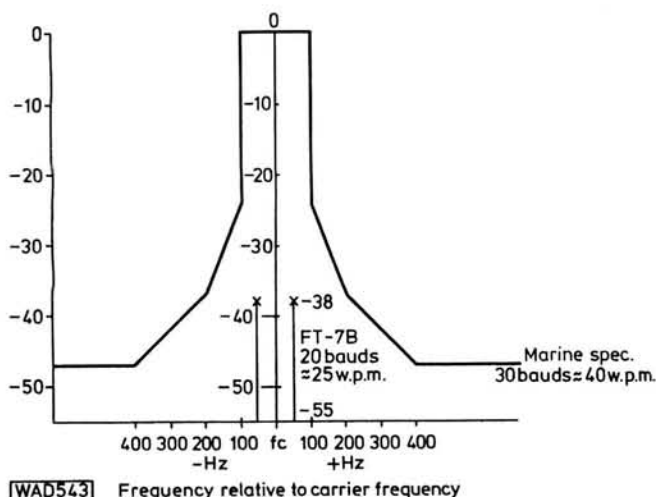


Fig. 5: Out-of-band radiation on c.w., compared with the UK Marine Transmitter Specification limit

Table 4. Receiver Sensitivity, Ultimate SINAD, Output Power and S meter

Frequency MHz	AF o/p @ 10dB SINAD	Input for 10dB SINAD	Input for 20dB SINAD	Ultimate SINAD at 1W output	Input for 3W o/p	Input for S9
3.7	200mW	0.075μV	0.23μV	27dB	0.3μV	14μV
7.2	150mW	0.1μV	0.35μV	29dB	0.55μV	20μV
14.2	250mW	0.15μV	0.4μV	29dB	0.5μV	20μV
21.2	150mW	0.15μV	0.6μV	29dB	0.8μV	30μV
28.7	35mW	0.23μV	0.7μV	27dB	2.2μV	90μV

Table 5. AGC Performance

Input Level	AF o/p @ 3.7MHz	AF o/p @ 28.7MHz
10mV	1W	0.93W
1mV	0.93W	0.93W
100μV	0.88W	0.82W
10μV	0.72W	0.45W
3μV	0.51W	0.15W
1μV	0.2W	15mW
0.3μV	30mW	1.5mW

important point is audio power output, and this is measured at the same time. The results of these tests are shown in Table 4.

The idea of a.g.c. is to keep the audio output of the receiver constant with changing input signal, and the results of this test are given in Table 5. The measurements were made on 3.7 and 28.7MHz.

The remainder of the receiver measurements will be described next month, together with comments on the measurement results and on tests "on the air"

# A Battery

# Eliminator

"Old Timers" will remember the "Eliminator" from the good old battery-valve days. With the ever increasing cost of dry batteries coupled with a seemingly ever shortening life of the things, it seems that now is the right time to build a modern version of the "Eliminator".

The unit described in this article was evolved as a project for a group of secondary school teachers attending a basic electronics course at Brunel Technical College. During this course the elements of components, circuitry, colour-coding, and the Safety at Work Act as it affects school workrooms were made known.

The cuts in spending on educational matters made it imperative to "count the pennies" and make each part of the project cost effective.

Almost every project needs a battery or similar power supply, and the PP9 variety is one of the more popular types. The case of the PP9 makes a convenient cabinet for the "Eliminator", after the old spent cells have been removed.

The circuit of the "Eliminator" is shown in Figure 1 and consists of a simple half-wave rectifier circuit coupled to a Zener diode stabiliser. The transistor Tr1 serves to amplify the current handling capability of the stabiliser.

*continued on page 65▶▶▶*

## ★ components

### Resistors

$\frac{1}{4}$ W 5%

470Ω 1 R1

### Capacitors

1000μF 16V 1 C1

### Semiconductors

#### Diodes

BZY88C9V1 1 D2

1N4001 or BY126 1 D1

#### Transistors

BFY50 or 2N696 1 Tr1

### Miscellaneous

Transformer 9V 6VA, PP9 battery (spent), PP3 connector, 6V 0.3A lamp, 6BA nuts and bolts.

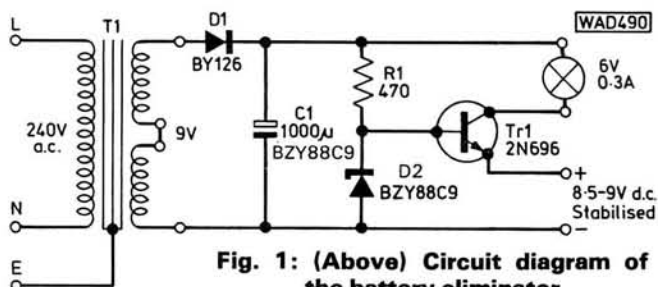
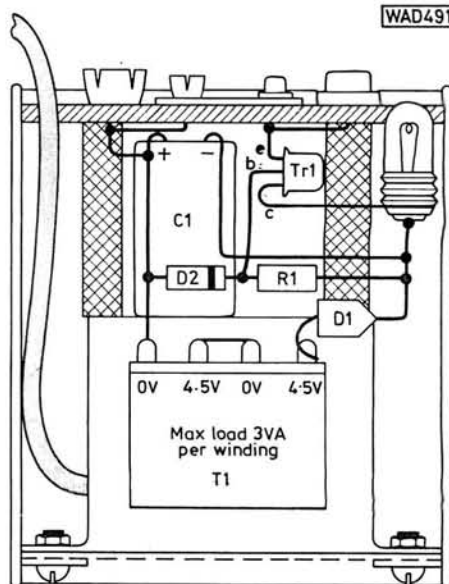
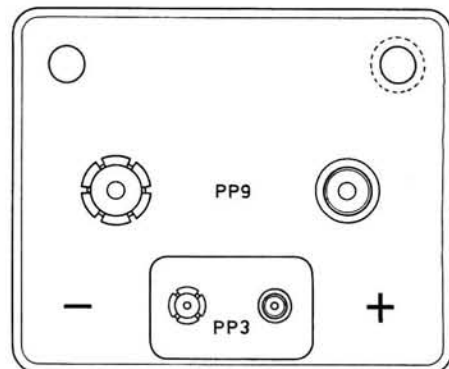
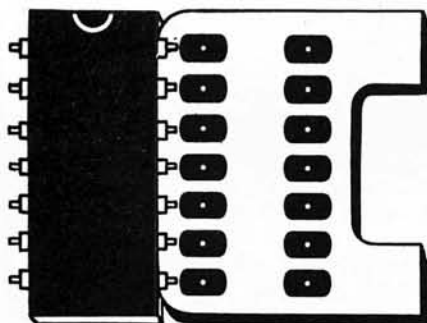


Fig. 1: (Above) Circuit diagram of the battery eliminator

Fig. 2: (Below) The constructional details of the unit





# OF THE MONTH

Brian DANCE M.Sc

## TEXAS INSTRUMENTS TL496 REGULATOR

Voltage regulator integrated circuits are commonplace nowadays (indeed, the TL497 from Texas Instruments was the subject of this series in December's *PW*) but the TL496 is unique, for it contains two separate regulator circuits within a compact 8-pin d.i.l. package. One circuit is a switching regulator accepting an input from either one or two NiCad rechargeable cells which it then converts into a regulated output of 7–9V at a maximum current of 80mA. The other circuit, which is a series regulator, provides an output of 8–10V *when a mains supply is available*—thus both regulator and charging circuit are conveniently accommodated within a single i.c!

Calculators and battery-powered toys for which one requires a 9V supply without going to the expense of seven or eight rechargeable cells, are just two obvious applications for the TL496. It is naturally much cheaper to employ one or two cells and to convert the voltage upwards to 9V, than it is to connect NiCads in series until the same e.m.f. is achieved. The TL496 can also be used to “step up” the output voltage of conventional “dry” (Leclanche) or alkaline cells; both of these types are not, of course, rechargeable.

The device could also be used to power a *small* radio receiver from one or two cells. Remember, however, that the small maximum output current (voltage up = current down!) means that there is insufficient power to drive the radio unless the volume is kept low. Any attempt to gain a high audio output will merely result in distortion. Despite this, the device certainly has interesting applications for small receivers of the hand-held variety.

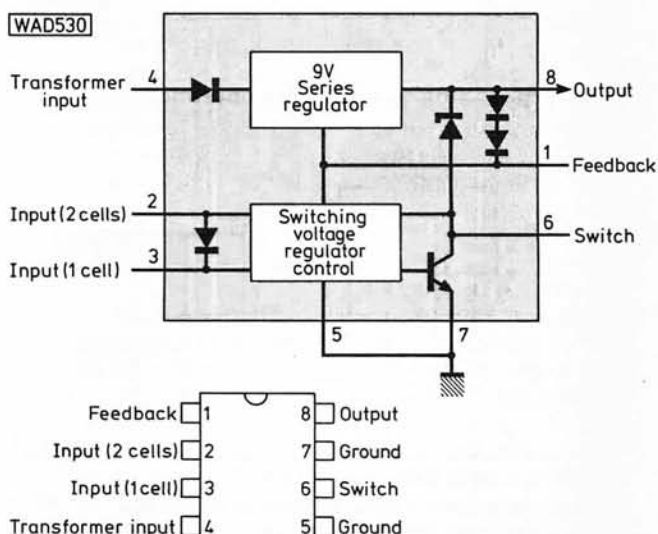
### Internal Circuit

The internal circuit of the TL496 and the external pin connections are shown in Fig. 1. It should be noted that although pins 5 and 7 are connected internally, both must be connected to the zero voltage line in order to ensure correct operation. If only one cell is to be used, it should be connected with its positive side to pin 3 and its negative side to ground, while pins 2 and 3 should be connected together in order to short-circuit the internal diode (Fig. 3). Similarly, pins 1 and 8 should also be connected together for the same reason; when used with a single cell, note that the cell used should provide an e.m.f. of 1.1–1.5V.

When used in the two-cell configuration (Fig. 3), the total input voltage should be 2.3–3V; note that the internal diodes should *not* be short-circuited for two cell operation.

The circuits are simple but do involve the use of an inductor; optimum efficiency (power output divided by

power input) is achieved when this inductor has a value of 40–50μH. The Fig. 2 circuit provides a maximum output of 40mA at 7.2V, and 80mA at 8.6V can be obtained from the Fig. 3 circuit.



### Decoupling

The importance of adequate decoupling cannot be over-emphasised. The author, for example, tried fairly long leads to the cells and found that the circuit would simply not operate when the decoupling capacitor between pin 2 and ground was removed. Both capacitor negative returns (pins 5 and 7) should be connected together with quite short lengths of wire.

As the switching frequency is approximately 10kHz and peak currents of about 1A occur, the filter capacitors should be of reasonable quality and should not have an unusually high equivalent series resistance; this comment applies equally to all of the circuits to be discussed.

### Battery Operation

The circuits shown in Figs. 2 and 3 operate purely as a boost circuit switching regulator. The cycle commences when the potential at pin 1 falls below a certain threshold value, namely about 7.2V. In the circuit of Fig. 2, this will occur when the output is about 7.2V but, in the Fig. 3 circuit, the cycle will begin when the output is greater than

this by the voltage developed across the two internal forward-biased diodes shown in Fig. 1. Thus the threshold for "turn on" in the Fig. 3 circuit is about 6.8V.

As the output voltage falls below one of these values, the output transistor is turned off and the energy stored in the inductor is delivered to the output reservoir capacitor.

The output transistor remains in the non-conducting state until the output voltage sensed by the feedback input (pin 1) again falls below the threshold value for the circuit concerned.

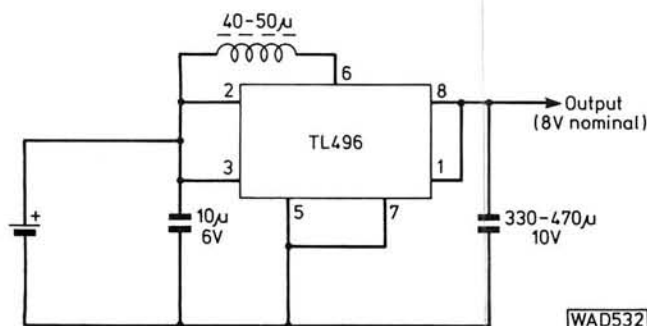


Fig. 2: Single cell battery operation

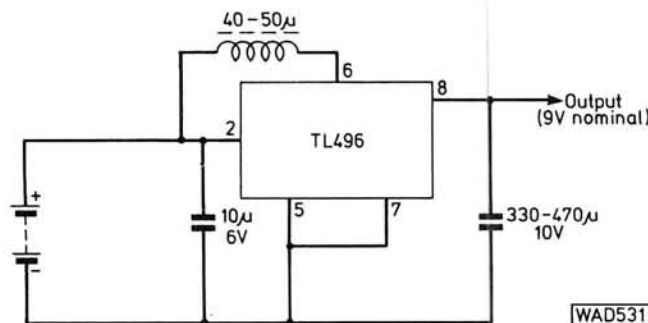


Fig. 3: Battery operation with two cells

## Mains Operation

The circuits of Figs. 4 and 5 show how a small transformer with its input connected to the mains supply can be used to power the TL496, and charge the cells connected in the circuit. If the mains fails or the equipment is disconnected from the mains, the cell or cells will automatically and instantly maintain the output voltage without even a momentary interruption of the power output.

The series regulator of the TL496 device accepts its power input from the mains transformer during the half cycle when the lower end of the transformer secondary winding (as it appears in the circuit diagrams) is positive with respect to the upper end. The output voltage from the series regulator circuit is slightly higher than that from the switching circuit; thus, when mains voltage is present, the output voltage always exceeds the threshold level at pin 1, and the output transistor is kept in a non-conducting state. When mains power is being used, the output voltage is typically 10V for the two-cell circuit of Fig. 5 and about 8.6V for the one-cell circuit of Fig. 4.

During the succeeding half cycle of the mains input, the series regulator will not operate because the applied polarity is such that no current can pass through the internal diode connected in the pin 4 circuit (Fig. 1). However, diode D1 clamps the negative-going side of the transfor-

mer secondary winding to ground so that the positive-going side can supply current to the positive terminal of the cell or cells; thus charging takes place.

There is an absolute peak voltage rating at pin 4 of 20V, therefore the output r.m.s. voltage of the transformer secondary winding should not be in excess of 12V. In practice, a transformer with a 6.8V r.m.s. secondary output voltage and a secondary resistance of 11Ω was found to be quite satisfactory.

The secondary resistance is not critical but does affect the charging current which can flow; an excessive charging current will, of course, ruin any cells that are subjected to it!

## Performance

The TL496 has *not* been designed for applications which require the highest possible voltage stability. There is some change of output voltage as the swap from battery to mains operation occurs (an increase of approximately 1.4V), but this is unimportant in the type of application for which this device has been designed.

Care should be taken to ensure that the absolute maximum voltage ratings of 3.5V at pin 2 and 2.5V at pin 3 are not exceeded, and that the switching current at pins 6 and 8 does not exceed 1.2A. The TL496 is designed for use at temperatures in the range 0–70°C.

A noteworthy feature of this device is the low supply current drawn during stand-by operation—typically 125μA. In most circuits, this allows the battery to be

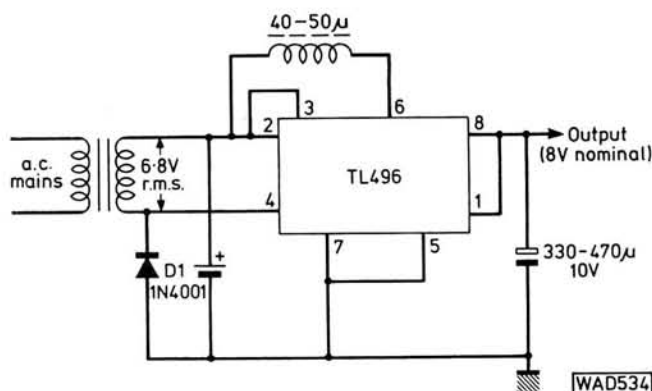


Fig. 4: Single cell mains operation

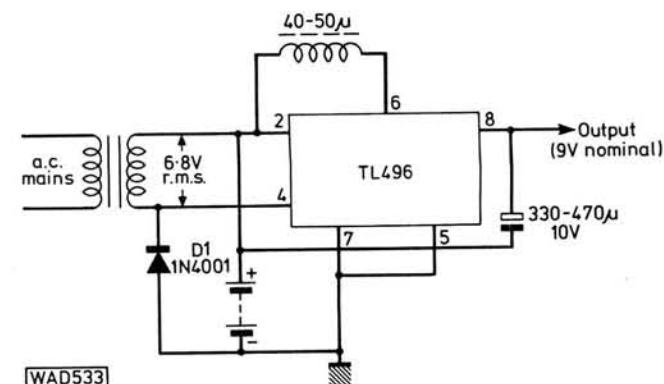


Fig. 5: Mains operation with two cells

connected at all times as, at this rate of discharge, the estimated period between charges is 60 days for the single-cell configuration and 166 days for the two-cell arrangement!

When an output current is drawn, the input current in the case of battery operation must obviously exceed the output current since the output voltage exceeds the input voltage—one, after all, cannot create energy from nothing! The typical efficiency for battery-powered operation is 66% in all cases. With a 120Ω load connected across the output, the current drawn from a single cell is approximately 525mA, and that from two cells approximately 405mA.

**Table 1. Performance of TL496 circuit used by the author. In all cases the input voltage was 2.5V**

V <sub>out</sub>	Load (Ω)	I <sub>in</sub> (mA)	I <sub>out</sub> (mA)	Power I/P (mW)	Power O/P (mW)	Efficiency %
9.72	—	0.17	—	0.425	—	—
9.72	2.2M	0.27	0.004	0.675	0.039	5.8
9.72	100k	1.3	0.097	3.25	0.94	28.9
9.71	39k	3.05	0.248	7.62	2.41	31.6
9.70	10k	10.2	0.97	25.5	9.41	36.9
9.65	2.2k	31	4.39	77.5	42.3	54.6
9.52	1.0k	75	9.52	187.5	90.6	48.3
9.0	200	370	45	925	405	43.8

## The Inductor

Unlike other passive components, inductors can be difficult to wind to a definite specification as one has to consider not only the value of inductance but several other factors as well: the resistance and thickness of the wire to be used; the core material; Q factor and its variation with change in frequency, etc. No particular inductor is stipulated by Texas, but it is recommended that the resistance of the inductor winding should not exceed 0.15Ω for high efficiency in the battery-operated mode.

The author chose a Mullard RM6 ferrite core which has an inductance factor (known as  $A_L$ ) of 250nH/(turns)<sup>2</sup>—a single turn of wire on this type of core therefore has an inductance of 250nH. Because the inductance increases as the square of the number of turns, it is easy to calculate that 13½ turns of wire are required in order to achieve the required value of about 45μH. The part number of the RM6 ferrite core is LA4146; you will also require a DT2467 coil former and two DT2398 retaining clips (alternatively, the DT2498 retaining clips with an earthing tag may be used). The copper wire used must, of course, be of the enamelled variety.

The tables in the Mullard Technical Handbook (Book 3, Part 4) indicate that 13½ turns of 0.85mm diameter wire could be accommodated on this former, but 0.56mm diameter (24 s.w.g.) was used in practice. The coil former was supported during the winding operation; it was then necessary only to mount the ferrite parts onto the former and fix the retaining clips in order to complete the inductor.

The performance that resulted from using two cells and this inductor is shown in Table 1.

## Availability

The TL496 and the above-specified inductor components are available from Arrow Electronics Ltd., Leader House, Coptfold Road, Brentwood, Essex CM14 4BN. ●

## The Vintage Years of Radio

▶▶▶continued from page 51

### Peacetime

When peace returned, the lessons of miniaturisation that had been learned in wartime, were applied to the new domestic radios—"small is beautiful" became the order of the day. A few attempts were made to revive the luxury radiogram, but the writing was on the wall; the giant strides made by television would soon relegate sound to second place as a home entertainment medium.

In the '50s the mergers and take-overs started to shrink the numbers of the actual manufacturers—perhaps the most symbolic withdrawal was that of EMI and RGD. Some good-looking sets of excellent performance continued to be made but somehow they lacked the character which, in another field, makes the modern mass-produced car far less interesting to an enthusiast than the older hand-built job.

An incident recalled from a few years ago might serve as an example. The author used to carry out trade service work for a well known radio store in Stoke-on-Trent when one day a pre-war radio (by then about 35 years old!) was brought in for repair. It still possessed its original valves, the fault was minor and, although it hadn't been a particularly notable model in its day, it brought murmurs of approval from the people in the shop when it triumphantly burst into life. One of the half dozen or so customers had been listening to a modern transistor radio—by comparison, it sounded strangely "tinny". He shook his head sadly and placed the set back onto the counter.

It was perhaps the best tribute he could have made to the long-defunct maker of that truly vintage receiver! ●

## A BATTERY ELIMINATOR

▶▶▶continued from page 62

### Construction

The top edges of the metal PP9 case were squeezed using large pliers until the bottom could be pushed up to expose the layered cells, the connectors and the moulded plastics base. The spent cells were carefully removed and discarded and the base drilled to allow the transformer to be secured with two 6BA nuts and bolts. The reservoir capacitor C1 was mounted on a blob of Araldite which both insulated and fastened it on top of the transformer.

Blocks of wood were used to support the connector board at the correct height and also to reform the PP9 shaped outline. Two holes in the back corners of the connector board allow the three-core mains cable to exit and the overload bulb to be seen. If desired a PP3 connector can be fitted to the top, while, for teaching purposes, the sides could be cut away and clear plastics sheet fitted to allow the components to be seen.

The performance of the supply is comparable to a PP9 giving 8.4V at up to 100mA while the ripple is about 10mV peak-to-peak. Short-circuit conditions cause the bulb to light and this also gives a measure of protection against overload.

The prototype models have easily earned their keep and should be able to pay their way in about three or four battery lives. ●



## AMATEUR BANDS

by Eric Dowdeswell G4AR

I get rather het up, as they say, when I hear from a reader who has bought an XYZ receiver on which to listen to the amateur bands and, please, what do I think of it? Generally it is a cheap and almost nasty contraption that performs moderately well on the medium- and long-wave bands with its ferrite rod aerial but is a bit of a failure on the s.w. bands with only its telescopic aerial.

I get angry not because it's a lousy receiver but because the writer has not bothered to get some advice before spending his money. At the very least the receiver should have been tried out before buying.

One of the advantages of belonging to a radio club is the vast amount of practical knowledge that exists there waiting to be tapped just for the asking. Mention almost any receiver and someone is bound to be an expert on it, just waiting to pour forth at the slightest pretext, and all for free.

The newcomer may very well be able to get a suitable receiver from a member of the club, secondhand, and maybe even valved although that is by no means a disadvantage, especially when one considers the performance of some of the solid-state sets of today. What is more, advice on operating the set will be forthcoming and should it go wrong the answers will be readily available, which is more than one can say about some suppliers of receivers.

The lone buyer of a s.w. receiver does have to rely to some extent upon the blurb in the ads but it shouldn't take much common sense to realise that a cheap set that professes to cover all bands from v.h.f. to the long-wave band must be something of a compromise as far as performance is concerned. None of the ads tell us outright lies these days but the copywriters certainly have a vivid imagination in some cases! If you just want the amateur bands don't go for a set that promises the trawler, police and air bands (as well as all the s.w. broadcast bands), because, for one thing, it is illegal to listen to them and they rapidly become rather boring, which the amateur bands never do.

Having been lumbered with a poor set a writer will often ask how he can improve it and how does he go about connecting up an outside aerial to make reception better. Firstly, it's almost impossible to do anything to the set to make matters better and the cost of the necessary parts to do it would be prohibitive considering the price of the set

in the first place. Give it away to some small friend! Adding an aerial just compounds the problems by causing severe cross-modulation on any strong signal because of the cheap and poor transistors being used and the fact that there is certainly no r.f. stage fitted.

So, what to do? Look at the ads and see what the more popular receivers are, compare the prices although these won't vary much between reputable suppliers. Make every effort to locate someone already using the set you fancy and ask them for their views on it. Ask a supplier for the address of someone in your area who has bought that particular set and arrange to visit them after dropping them a line.

As a last resort there are always nutcases like myself willing to stick their necks out and give advice!

## In General

By the time that this appears in print there may be some definite news of the three new bands which are to be allocated to the amateur service, according to two very reputable sources. However, don't let's get all excited because by the time any such allocation has been ratified by all the countries concerned and existing occupants have moved out, presuming the allocations are exclusive, it could be a matter of three years or so.

It's good luck and good DX to **Bill Kerr** of Aldershot, Hants, who has become G8UNV, at least until he has taken the code exam. For the time being Bill is using a Storno valve rig with seven channels, run from a car battery. It's a start, anyway. In West Wickham, Kent, **John Dainty** is busy swotting for the RAE which he hopes to take this year, so he has not been listening around too much. He did shorten his aerial to around 130ft which enabled his a.t.u. to work properly and give better results generally.

An appeal from **Chris Mousley** of 6 Queens Road, Aldershot, Hants, for any info on a power supply for the R1155B that he has recently acquired, or even a manual if anyone can help. A more specialised appeal from **Alex McLennan**, 6 Christie Street, Dunfermline, Fife, for a wavechange switch for his Hallicrafters S38 receiver.

Using an SRX-30 in Leeds, **Basil Woodcock** is only just finding the amateur bands but he has made up an a.t.u. for the couple of aerials so far erected. He's on a hill 400ft a.s.l. so the DX outlook is good. Another listener to write in for the first time is **Arthur White** living in Grantham, Lincs, who sports an Eddystone 888 receiver with a 66ft wire and a.t.u., with an inverted "V" aerial for the 40m band where he found ZL4BO after a lot of patience. **Dick Barker** (Canterbury, Kent) has a "warm glow of confidence" after taking the RAE and hopes the examiner is in a good mood when marking the paper. Well, let's hope the multiple choice system will eliminate any such bias in the



# YAESU MUSEN

U.K. MAIN DISTRIBUTOR  
FOR ALL YOUR RADIO NEEDS

## FRG7

## ● 0.5-30MHz Coverage with 10kHz Readout



The FRG7 is a precision-built all-purpose communications receiver, featuring solid state construction for long life and high performance. It utilizes a Wadley Loop drift cancellation system, in conjunction with a triple conversion superheterodyne circuit, for high sensitivity, image rejection and excellent stability.

**FRG7 £212.00** Ex-stock (including VAT)

TWO YEAR GUARANTEE AND FREE SECURICOR DELIVERY

**FRG7D** Fitted SMC Digital Readout **£304.00** inc.

- **RF Attenuator:** The three-position RF attenuator is effective when confronted by local or very strong stations.
- **Automatic Noise Suppression Circuit:** minimises impulse noise during AM reception.
- **Three Position Tone Selector:** limits the audio spectrum to increase signal readability: LOW (high cut), NORMAL and NARROW (low and high cut).
- **Built-in Power Supply:** Ready to go for 234V AC and 12V DC operation, also available is an internal battery holder.

- **Versatility:** listen to shortwave broadcasts, commercial mediumwave stations, amateur radio, CB operators, and a variety of other communications services.
- **High-performance engineering:** the Wadley Loop System, (triple conversion superheterodyne) provides high sensitivity with stability. Set the dial to your favourite programme, and start up your tape recorder-confident that your FRG7 will stay on frequency.
- **10kHz Direct Dial Readout:** The extremely stable VFO is equipped with a precision held mechanism.

## FRG7000

## ● 0.25-30MHz Coverage with 1kHz Readout



Computer technology and convenience features are combined in the FRG7000, a digital-display general coverage receiver for the discriminating SWL.

Improved SSB selectivity, ease of operation, and rugged construction, plus a digital clock-timer controlled by a CPU chip, that reads local and GMT, and controls peripheral station equipment such as a tape recorder.

**FRG7000 £375.00** Ex-stock (including VAT)

TWO YEAR GUARANTEE AND FREE SECURICOR DELIVERY

**YH55** deluxe padded headphones **£10.00** inc.

- **Digital frequency display** gives resolution to 1kHz, using large, bright LED's for maximum readability.
- The built-in digital clock can be set to your local time plus GMT. Just flick a switch for selection.
- If you want to record a programme, but have to be away from your station, the FRG7000 will do it for you! The clock contains a timing feature that activates the receiver and internal relay contacts. Set the time you want to start and stop recording, hook up your tape recorder, and the FRG7000 will do the rest!

- An FET front end provides excellent sensitivity, and the "Wadley Loop" heterodyne oscillator yields rock-solid stability. Separate SSB and AM filters allow selection of the optimum selectivity for your application.
- The built-in AC power supply allows operation from 100/110/117/200/220/234 volts AC, 50/60Hz. The front panel lamps and digital display may be turned off, for energy conservation. A 12V DC supply is an option.
- Ease of operation is ensured by careful selection and positions of controls and switches.



## SOUTH MIDLANDS COMMUNICATIONS LIMITED

S. M. HOUSE, OSBORNE ROAD, TOTTON, SOUTHAMPTON, SO4 4DN, ENGLAND  
Tel: Totton (0703) 867333, Telex: 477351 SMCOMM G, Telegram: "Aerial" Southampton



**S.M.C. (Jack Tweedy) LTD**  
Roger Baines, G3YBO  
79 Chatsworth Road,  
Chesterfield, Derbyshire  
Chesterfield (0246) 34982  
9-6: Tuesday-Saturday

**NORTHERN (Leeds) BRANCH**  
Colin Thomas, G3PSM  
257 Otley Road,  
Leeds 16, Yorkshire.  
Leeds (0532) 782326  
9-5: Mon-Wed & Fri-Sat.

**S.M.C. (Jack Tweedy) LTD**  
Jack Tweedy, G 3ZY  
150 Horncastle Road,  
Woodhall Spa, Lincolnshire  
Woodhall Spa (0526) 52793  
9-5: Tuesday-Sat (+ appointments)



G3ZUL Brian Stourbridge (03843) 5917  
GW4GSW Alan Swansea (0792) 24140

GW3TMP Howarth Pontybadkin (035287) 846/324  
GI3KDR John Bangor (0247) 55162

GM8GEC Jack Edinburgh (031665) 2420  
GI3WVY Mervyn Tandraee (0762) 84056

# MAIL ORDER

## AT BREDHURST ELECTRONICS

0444 THE HIGH STREET  
400786 HANDCROSS SUSSEX

BARCLAYCARD • ACCESS  
INSTANT H.P. •  
PART EXCHANGE  
ALL PRICES INCLUDE VAT -  
CARRIAGE - INSURANCE

### H.F. RECEIVERS

Lowe SRX 30	£178.00
Yaesu FRG 7	£213.00
Trio R1000	£298.00
Yaesu FRG 7000	£372.00
Trio R 820	£790.00

### 2 METRE FM RECEIVERS

Search 9	£59.00
FDK TM56B + scan	£106.00

### MARINE VHF RECEIVERS

Search 9	£59.00
FDK TM 56B + scan	£115.00
SR 11 + scan	£87.00

### AIR BAND RECEIVERS

Lowe AP 12	£120.00
SCC R517	£50.00
Waltham W144	£29.95

### POPULAR ACCESSORIES

Jaybeam Antennas	P.O.A.
ASP Mobile Antenna	P.O.A.
Hygain H.F. Antenna	P.O.A.
G. Whip Mobile H.F. Antenna	P.O.A.
Microwave Modules	P.O.A.

### SPECIAL OFFER

12v 3A cont. power supply	
5A surge fully protected	£19.50
12v 750mA cont.	£11.90

### THIS MONTH'S FEATURE



THE YAESU  
**FRG 7**  
**£215**

FOR  
ONLY  
inc. VAT  
and carriage

This superb general coverage communications receiver offers high stability, high sensitivity and a general performance which has caused it to become the 'STANDARD' receiver for amateur and short wave enthusiasts.

Powered by 240v A.C. or 12v d.c. and excellent control layout make this receiver versatile and easy to use.

Supplied fully tested and guaranteed, complete with comprehensive handbook and accessories it represents excellent value for money at only £215.

To order your FRG7 please send cheque or phone your credit card number to the above address.

To order any of the above items simply write to the above address or telephone 0444 400786, giving your address or Barclaycard number to ensure same day despatch.

**REMEMBER 0444 400786**

### H.F. TRANSCEIVERS

Denton HF 200A	£399.00
Trio TS 120V	£408.00
Yaesu FT 7B	£430.00
Trio TS 120S	£495.00
Trio TS 520SE	£485.00
Yaesu FT 101Z	£574.00
Yaesu FT 101ZD	£661.00
Trio TS 180S	£825.00
Trio TS 820S	£832.00

### 2 METRE F.M. MOBILES

ICOM IC 240	£193.00
FDK Multi 700E	£195.00
Trio TR 7600	£247.25
ICOM IC 255	£255.00
Trio TR 7625	£273.70
Yaesu FT 227 RBS	£295.00

### 2 METRE F.M. HANDHELDS

Yaesu FT 202 R	£119.00
FDK Palm II	£99.00
FDK Palmsizer	£149.00
Yaesu FT 207R	£199.00
AOR AR 240	£165
TRIO TR 2400	£235.00

### 2 METRE MULTIMODES

ICOM IC 260E	£389.00
Trio TS 770 + 70cm	£775.00
ICOM IC 211E	£949.00
Yaesu FT 225RD	575.00

### 2 METRE SSB

Mizuho SB 2M	£165.00
Trio TR 7010	£193.00
ICOM IC 202S	£199.00

## QuartSlab MARKETING LTD



QSL can supply crystals suitable for any commercial or amateur application. This advertisement will serve as a guide to the crystal service we are able to supply but for further details please write or telephone.

### MADE TO ORDER CRYSTALS SINGLE UNIT PRICING

Price Group	Adjustment Tolerance ppm	Frequency Ranges	Price and Delivery	
			A	B
Fundamentals	1	200 (total)	10 to 19.999 kHz	£23.00
	2	200 (total)	20 to 29.999 kHz	£16.50
	3	200 (total)	30 to 99.999 kHz	£10.50
	4	200 (total)	100 to 999.999 kHz	£6.00
	5	50	1.00 to 1.499 MHz	£9.00
	6	10	1.50 to 1.999 MHz	£4.75
	7	10	2.00 to 2.599 MHz	£4.75
	8	10	2.60 to 3.999 MHz	£4.55
	9	10	4.00 to 20.999 MHz	£4.55
	10	10	21.00 to 24.000 MHz	£6.00
3rd OVT	11	10	21.00 to 59.999 MHz	£4.55
5th OVT	12	10	60.00 to 99.999 MHz	£5.00
	13	10	100.00 to 124.999 MHz	£6.15
5th, 7th & 9th OVT	14	20	125.00 to 149.999 MHz	£6.00
	15	20	150.00 to 225.00 MHz	£7.50

Unless otherwise requested fundamentals will be supplied with 30pF load capacity and overtones for series resonance operation.

HOLDERS - Please specify when ordering - 10 to 200kHz HC13/U, 170 kHz to 170 MHz HC6 or HC33/U, 4 to 225 MHz, HC18 and HC 25.

DELIVERY: Column A 3 to 4 weeks (this service is subject to availability). Column B 6 to 8 weeks.

2 METRE STOCK CRYSTALS. Price £1.83 for one crystal. £1.74/crystal when two or more purchased.

Channels R0 to R7, S8 to S23.

TX Crystals: 4 & 8 MHz in HC6/U, 12 & 18 MHz in HC25/U

RX Crystals: 44 MHz in HC6/U, 14 & 44 MHz in HC25/U

Also available from stock: 70cm crystals (ALL popular repeater channels for Pye PF1, PF2, PF70 and Wood & Douglas (£4.50 pr.). Converter crystals, frequency standards (Inc. 100 kHz, 1000 kHz, 10.7 MHz & etc). Send SAE for list.

TERMS: Cash with order, cheques and postal orders payable to QSL LTD.

PRICES include postage but are EX VAT, PLEASE ADD 15%

## QuartSlab

MARKETING LTD

P.O. Box 73

Summit House (Dept. C)

London SE18 3LR

Telephone: 01-690 4889 24Hr Ansafone: Erith (03224)30830

Telex: 912881 CWUKTX-G (Attention QUARTSLAB)

Cables: QUARTSLAB London SE18

CONSULT US FOR YOUR

## CRYSTAL REQUIREMENTS

### P.W. "NIMBUS" CRYSTALS FROM STOCK

R0 to R7, S0, S8, S18, to S24 & S32 @ £4.91 per pair  
10,245MHz second I.F. crystal @ £2.66

HC25/U crystal sockets for above crystals @ 20p each or  
£1.50 for 10

Crystals for other channels can be made to order @  
£4.53 each

We hold stocks of crystals for most of the popular  
amateur equipments.

Crystals can be supplied to most commercial  
specifications for marine, PMR etc. and for industrial  
applications e.g. microprocessor control.

ALL PRICES INCLUDE VAT & P&P

Please enclose S.A.E. with all enquiries.

## P. M. ELECTRONIC SERVICES

2B, ALEXANDER DRIVE, HESWALL,

WIRRAL, MERSEYSIDE, L61 6XT.

Telex: 627371 (PMES G)

future! Space for aerials is Dick's problem, without even enough for a 10m dipole but I doubt if it is really as bad as that! Even a wire round the room will be effective on several bands given an a.t.u. to bring it to resonance.

## DXers' Corner

**Dave Coggins** (Knutsford, Cheshire) keeps going strong on his DX160, covering all the h.f. bands on s.s.b., although the set seems to be suffering from modulation hum on the 10m band. He comments: "I reckon listening is one half of the hobby, and building gear the other half" and how true that is! The satisfaction of building a bit of equipment and then going on the air with it takes a lot of beating. The 10m band provided FK8CK, FR7BE, HM000, TA2AS. XT2AW with AP2KS, VP2VFO (Tortola, QSL AA6RX) and YB0ADW. 40m came up with HH2BM for quite a rare country, VK7BC, 5N0AAS while 160m meant UA3ACE.

Collecting books and manuals for the RAE is keeping **Bill Rendell** of Truro, Cornwall, busy at the moment and he has mentioned the May RAE as his target. The lure of the VK/ZL gang has been too much for Bill and he continues to collect them daily; for nearly 200 days now. His valued AR3 plus lots of gadgets found CM1RH, VK3XI and ZL4BO on 7MHz with 14MHz supplying C5ABK, FG7TD, FK8DH, M1D, VP2SAX, VP8SI on Argentine Is., and XT2AU. Also heard were ZL1, 2, 3 and 4 in a space of 20 minutes, 8Z4A (also found on the 15m band) with HK3LT on c.w., a change of mode for Bill.

**Dennis Sheppard** (Sheerness, Kent) is getting famous! He got a letter from another reader sent to just that address, which shows the power of *PW*! Dennis has prepared some notes on getting started on RTTY which I'll be covering next month. A new receiver in the shape of a Lafayette HA350 now graces Dennis's shack, the narrower i.f. filter proving a big advantage. On 20m Dennis had copy from JA3RBG, OD5AO, OX3FG, VE1WG and ZS6AEC, with just JA1JDD and W1MX on 15m. The 10m band came up trumps this month with JA1JRK, many US stations, several VEs plus VK8HA (a fine catch on any mode), YO2IS, YV1DG, ZS6AKO, 3B9RS, 4X4MR, 5Z4RT and 9H79ET.

A long letter from **Graham Mutton** of Tasmania, Australia, editor of *DX Panorama*, a bulletin of the Australian Radio DX Club, comments on the popularity of the Yaesu FRG-7 receiver there as well as the Panasonic DR49 with its digital readout. He has a laugh at the YJ8 and H44 type of DX which we get excited over, being fairly commonplace in VK land. Some DX news includes P29JS going to C21 (Nauru) shortly and VK0KH replacing VK0PK on Macquarrie Is., by the time this appears in print. Mellish Reef could also be activated again by VK2BJL, while Heard Is. may also be back with us this coming summer. Thanks Graham and let's hope they all come off. Among DX logged by Graham was T3KC on Kiribati, YJ8NGR, both on 10m, with FK8BT, FK8DE, LU3ZY (South Sandwich Is.), P29BS, P29DJ, S79NLB, S79RD, VR3AR on Christmas Is., VK9CGR on the Cocos Is., ZK2VE, 3C0AB (Annobon), 8Z4A and 9N1MM.

**Allan Stevens** also comments from Crowthorne, Berks, on the strength of VK3MO on 20m who was still 57 when a short whip aerial was substituted for the long wire. Allan went on to log all VK areas except VK0 with others including HI1JE and TR8DX (QSL F6ESH + 3 IRCs). On 10m South Americans LU6DZG and HR3JR came up, with 15m revealing 3B8CF, 5Z4CW and 8Z4A.

Another letter from John Dainty shows how 80m is now brightening up with logging of KP4AAO, VU2DPK,

WA2IUO, YA2CDO and YV3AZC. An unusual one on 20m was HP6KY. From Stourbridge, W. Mids. **Peter Hawkes** has done a good job on all bands from 10 to 80m s.s.b., his main listening period being around 0330 onwards when on early shift. Anyway he found VS6BF, VP2AZG, and C6ACY on 10m QSL to K4ZGB. Goodies on 21MHz included YB0ADW, 8Z4A, VU2TF 8P6KB, and P29KK in Port Moresby. On 14MHz it was HP3JAT, 8Z4A again, ZD8AI (QSL N3WM) and 3C1AC. CM1RH cropped up again on 7MHz as did G2ACK/VP2 on Montserrat, with 80m coming good with 5B4IJ (QSL via OE8HFL), HH2V a nice rarity, FM7WS and HI8JLB. All this on a 55ft wire plus DX160 and a.t.u.

## Clubbing

David G2FKS had sent me info on the **Cambridge & District ARC** only to tell me in a later letter that the club had lost access to its meeting spot. So no more meetings until something in the area turns up.

Events in February for the **West Kent ARS** include G4BOO comparing receiver performances on the 15th and Terry Sadler talking on modern radio control equipment on the 29th, both at the Adult Education Centre, Monson Road, Tunbridge Wells. Informal meetings take place at the Drill Hall, Victoria Road on alternate Tuesdays throughout the year. Contact: Brian Castle G4DYF, 6 Pinewood Avenue, Sevenoaks or try 0732 56708.

**Stevenage & District ARS** meets first and third Thursdays in Senior Staff Canteen, British Aerospace Site B, Gunnels Wood Road, Stevenage, Herts at 8.15pm or call in on the net Mondays 1930 on 144.550MHz. Otherwise Peter Byrne G8MCV will be glad to answer your questions at 21 High Plash, Stevenage, alternatively ring 0438 64624.

February looks like being a busy month for the **Liverpool & District ARS** according to Hon Sec Al Neilson G4CVZ of 78 Ackers Hall Avenue, Liverpool. February 5 has E. Birch G8HLQ giving forth on antique telephones (ideal s.s.b. communications quality?) while on the 12th there is an RSGB tape/slide lecture, with E. Grossmith discoursing on parabolic aerials on the 19th. Finally, on February 26 the secretary himself will talk on the annals of Liverpool's history. All this activity at 8pm, Conservative Rooms, Church Road, Wavertree, but it doesn't matter really what colour flag you wave! Just go along.

**West of Scotland ARS** every Friday evening at 22 Robertson, Glasgow with GM4AGG on v.h.f. and h.f. bands. Programmes of talks and the like alternate with chat-nights. More info from: Sec Ian McGarvie, 3 Kelso Avenue, Paisley. If you can get to the Bradshaw Tavern, Bradshaw, Halifax on a Wednesday at 8pm you'll find the **Northern Heights ARS** in session. On February 13 there is a demonstration of gear by Northern Communications/G3UGF while the 27th sees Jonathan Stockwell perform his dual fade slide show. The year's construction competition will be judged on March 12 next, so even if you are a newcomer there is time to make an entry. Sec is Marcus Topham G8NUC, 1200 Great Horton Road, Bradford or ring 73721.

The club room at 119 Green Lane, Derby sees the **Derby & District ARS** having a jolly "bring and buy" sale on February 6 with the 13th devoted to a night on the air with stations G3ERD, G2DJ and G8DBY! Back to normal on the 20th with a visit to the PO sorting office and, finally, a talk by a member of the Derbyshire Royal Infirmary "Flying Squad" on February 27. Incidentally, light

refreshments are available at all meetings so no need to go home first for your tea and crumpet. Hon Sec is Jenny Shardlow G4EYM on Derby 56875.

Visitors and potential members of the **Torbay ARS** are welcome to meetings at Bath Lane, rear of 94 Belgrave Road, Torquay, especially on February 23 when Peter Wakeham talks on Dartmoor, and you might as well know the annual dinner is on March 8 which is as good a place as any to meet all the gang. However, the editor of *Tars Talk*, the society's magazine, can tell you more at 2 Lower Coombe Road, Blindwell Park, Kingsteignton, Newton Abbot, Devon and the name is F. Bolton G3VTQ.

Brief details of the **Lincoln SW Club** meetings at the Corporation Social Club, Waterside South at 8pm second and fourth Wednesdays. More info from: Sec Mike Wells G8PNU, 4 Horner Close, Brant Road, Lincoln or 0522 721277. North Londoners ought to be interested in the old-established **Edgware & District RS**, meeting second and fourth Thursdays at the Watling Community Centre, 145 Orange Hill Road, Burnt Oak, Edgware at 2000. Local net Mondays 2150 on 1875kHz. Write to: Hon Sec Dennis Lisney G3MNO, 119 Draycott Avenue, Kenton, Middx or try 01-907 1237.

The newsletter of the **Irish Radio Transmitters Society** is an immensely interesting journal and very well produced and full of information for the EI fraternity and others. Readers in Eire might like to contact the Society at PO Box 462, Dublin. One snippet is that our DM friends will be using calls in the series Y2 to Y9 in future.

One last note: if anyone else wants a copy of the G3IMI notes on the replacement filter for the FRG-7 then please send a decent sized envelope; there are three A4 sheets and you should have seen me trying to get them into 4 x 3in envelopes sent by some readers!

## Late News

The World Administrative Radio Conference has agreed to amateur bands at 10.10 to 10.15MHz, 18.068 to 18.168MHz and 24.890 to 24.990MHz, the first being a secondary allocation, the other two exclusive amateur allocations.

Bands 3.5 to 28MHz remain the same with 3.5MHz now being a shared primary service. On Top Band 1.810 to 1.850 will be exclusive amateur with national administrations able to allocate another 200kHz if they so wish.

It has also been agreed that the requirement for a c.w. qualification will apply only to bands above 30MHz. This would apply to the 70MHz band if it is re-allocated by the UK, and to a proposed 50MHz allocation.

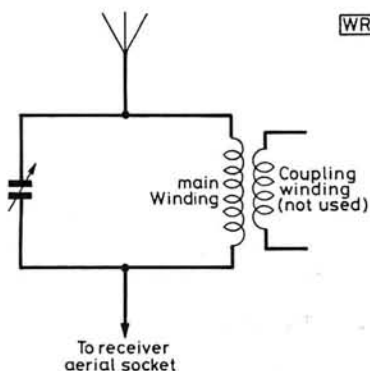


Fig. 1. Circuit arrangement of a wavetraps

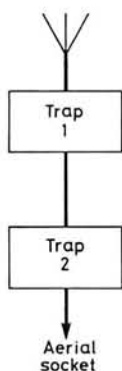


Fig. 2. Cascading wavetraps

## MEDIUM WAVE DX

by Charles Molloy G8BUS

When I referred to the Piccadilly Radio transmitter at Ashton-under-Lyne in the November issue I little realised that we had a reader living only a few hundred yards away from it. He is **Roy Haynes** who is struggling away trying to DX under really adverse conditions. The problem is that the strong signal from the IBA transmitter overloads the early stages in the receiver causing spurious responses to be generated, and Piccadilly Radio to appear at a number of points on the dial.

Normally I would say, use a loop with the null pointing towards the offending signal. Unfortunately this is not possible as the receiver is a Realistic DX300 which has an internal aerial for the medium waves. Consequently a loop cannot be used with it, so for m.w. DXing Roy has to use a long wire.

Another solution is to fit an attenuator between the aerial and receiver. A simple attenuator can be made with a 1k $\Omega$  potentiometer, as described in this column in the December *PW*. The trouble with attenuators is that they attenuate everything, DX and QRM but they can be of value none-the-less.

## Wavetraps

A better solution is to use a frequency-selective attenuator such as a wavetraps. The trap is simply a parallel tuned circuit which has a high impedance at its resonant frequency and a low impedance at other frequencies. You connect the wavetraps between the aerial and the receiver aerial socket, preferably fitting it into a small box. The lead from the trap to the receiver should be as short as possible otherwise it may act as an aerial and pick up the station you are trying to suppress. If there is room inside then fit the trap behind the aerial socket.

The circuit of a parallel tuned wavetraps is shown in Fig. 1. Any medium-wave tuning coil will do, for example the Denco Maxi Q range 2 Blue. Ignore the coupling winding as it is not required. The tuning capacitor should have the value specified by the coil manufacturer and it can consist of a trimmer and fixed capacitor in parallel if you do not want to use a variable capacitor. The Denco coil requires a 350pF variable to cover the medium waves. Connect the tuning capacitor across the main winding, e.g. with the Denco, tag 2 goes to one side of the capacitor and tag 3 to the other.

It is very easy to use the trap. Rotate the tuning capacitor until the spuri disappear. The wavetraps is now set and should not be adjusted any more.

If you have trouble from two strong stations then two wavetraps can be used in series (Fig. 2). One is tuned to one of the offending stations and the second trap to the other. Wavetraps were in general use in the early days of radio as they were of value with the unselective receivers of the day, but they can still be of service to the DXer who has trouble with strong local QRM.

# THE SMALL PRINT STILL MAKES GOOD READING

Despite the increase in Bank Rate we're still able to save you a bomb – Still able to offer you a short sharp H.P. deal costing you no more than the cash price . . . Want to buy a FT 101ZD? Try borrowing £670 from your bank and work out your charges . . . PAINFUL? Try the average finance company – EVEN MORE PAINFUL! Well above 20% per annum no less! ENOUGH TO MAKE YOU CRY is'nt it? . . . Right – get your hankie out, wipe away those tears and focus your eyes down page to the deals we have listed – ENOUGH TO MAKE YOU SMILE is'nt it? . . . You've probably noticed the down payment is higher than last month – not our fault – the Chancellor again! ENOUGH TO MAKE YOU CRY is'nt it? . . . Never mind we've balanced this out by making your monthly repayments quite a bit lower – Go on work it out for yourself. ENOUGH TO MAKE YOU SMILE is'nt it? . . . Of course if you're really clever you'll very quickly work out how to save even more money buying the AMCOMM WAY! If you can't see it – call us, we'll explain it! . . . If this lot hasn't wiped the tears from your face we have one more thing that will. With the deals listed below and for a short period only we'll offer ABSOLUTELY FREE one only pure Irish linen hankie !!!!!

Incidentally, we're happy to consider trade-ins (regret no free hankie) and still offer our absolutely no quibble guarantee. "Any goods purchased from this company which do not meet the manufacturer's published specification will be immediately rectified or replaced".

<b>Yaesu FT901DM</b> Cash Price <b>£920.80</b> Deposit <b>£352.00</b> 12 monthly repayments of <b>£47.40</b>	<b>Yaesu FT 101ZD</b> Cash Price <b>£670.20</b> Deposit <b>£240.00</b> 12 monthly repayments of <b>£35.85</b>	<b>Yaesu FT 225RD</b> Cash Price <b>£557.76</b> Deposit <b>£216.00</b> 12 monthly repayments of <b>£28.48</b>	<b>Yaesu FT 7B</b> Cash Price <b>£432.12</b> Deposit <b>£168.00</b> 12 monthly repayments of <b>£22.01</b>	<b>Yaesu FT 101Z</b> Cash Price <b>£575.76</b> Deposit <b>£234.00</b> 12 monthly repayments of <b>£28.48</b>
<b>Yaesu FT 107M/107E</b> Cash Price <b>£862.04</b> Deposit <b>£335.00</b> 12 monthly repayments of <b>£43.92</b>	<b>Yaesu FRG 7000</b> Cash Price <b>£377.04</b> Deposit <b>£150.00</b> 12 monthly repayments of <b>£18.92</b>	<b>Yaesu FT 207R</b> Cash Price <b>£199.60</b> Deposit <b>£91.00</b> 12 monthly repayments of <b>£9.05</b>	<b>Standard 8800</b> Cash Price <b>£252.00</b> Deposit <b>£99.00</b> 12 monthly repayments of <b>£12.75</b>	<b>Standard 8700</b> Cash Price <b>£275.08</b> Deposit <b>£109.00</b> 12 monthly repayments of <b>£13.84</b>

TRADE-INS  
WELCOME

Above offers subject to status report and MLR.

OPENING  
HOURS

Mon-Sat 9.30-5.00  
Sunday 11.00-4.00



## AMCOMM SERVICES

194A NORTHOLT ROAD, SOUTH HARROW, MIDDX. Tels: 01-864 1166 & 01-422 9585

## BURNS ELECTRONICS NEW EQUIPMENT FOR 1980

### CRYSTAL CALIBRATOR CC-11

A battery operated, crystal controlled, portable instrument, the CC-11 uses CMOS and schottky integrated circuits for low power consumption and high harmonic output. Frequency stability is better than  $\pm 10\text{ppm}$  over  $-10$  to  $+60^\circ\text{C}$ . Designed to meet the UK amateur radio licence requirements, the CC-11 generates 1MHz, 500, 100, 50, 25, 12.5, 10 and 5kHz with harmonics to above 600MHz for receiver and transmitter frequency measurements. Modulation facility to identify output spectrum. Sampling bridge for heterodyne wavemeter function to above 500MHz. Supplied with battery and manual. Carriage free in UK.

Price **£55.00 + VAT**

### FM DETECTOR MODULE FMD-7

(Reviewed in July 1979 Practical Wireless)

Designed for use with the Yaesu FRG-7/7000, Lowe SRX-30, Drake SSr-1 or any general purpose receiver with a 455kHz IF, the FMD-7 provides channel selectivity, high gain and limiting, quadrature detection, squelch and audio filtering. A buffer is included to isolate the receiver filters from those in the FMD-7.

The module uses a low power, multifunction, linear integrated circuit for reliability and ease of assembly and is available in kit or made and tested form. Full assembly and test instructions are provided.

Price: KIT **£18.63 + VAT** M & T **£23.20 + VAT**

Absorption Wavemeter TC-101 with probe **£45.50 + VAT**  
Frequency Standard SD-12 T.B.A

### APPLICATIONS MANUAL No.1 – RESONANT CIRCUITS

Theory and applications of tuned circuits covering 85kHz-200MHz **£0.74** (zero VAT)  
ISSUE 10 COMPONENT CATALOGUE **£0.25** (zero VAT)

Data sheets available on all of our kit and manufactured products, send large SAE. All equipment and kit prices include carriage within the UK but exclude VAT which must be added at the rate of 15%. Exports are free of VAT.

**43a Chipstead Valley Road,  
Coulson, Surrey, CR3 2RB**  
Tel: 01 668 7766 (Ansafone)

## LOWE ELECTRONICS LTD.

### TRIO R820

The ultimate receiver for the professional or advanced listener. **£790** inc. VAT. Carriage **£4.50**.

### TRIO R1000

200kHz-30MHz, Digital all mode receiver. The latest from the TRIO Company and the best. **£298** inc. VAT. Carriage **£4.50**

### LOWE SRX30

Receiver, modest price and mighty performance 500kHz-30MHz, AM, CW, SSB. **£178** inc. VAT. Carriage **£4.50**.

### REGENCY FLIGHT SCAN

The top digital synthesised Air Band receiver. Full band coverage, 16 channel scanning. **£230** inc. VAT. Carriage **£4.50**.

### REGENCY K100

F.M. Digital Scanner, 30-50, 144-174, 440-512MHz, programmeable, 10 channel scanning. **£180** inc. VAT. Carriage **£4.50**.

### SIGNAL R512

Air band Scanner, crystal controlled, 8 channel capability, fitted 5 channels. **£138** inc. VAT. Carriage **£1.50**.

### SIGNAL R517

Air band portable, tuneable and 3 fixed channel capability. **£49.45**. Carriage **£1.50**.

### BELCOM AMR217B

F.M. Scanner, Marine or 2 metres, mains/battery operation. Fitted 8 channels. **£120.75**. Carriage **£1.50**.

### DAIWA SR9

F.M. Receiver, Marine or 2 metres, tuneable or crystal controlled. **£46** inc. VAT. Carriage **£1.50**.

### LOWE FS-10

10 channel F.M. Pocket Scanning receiver, crystal controlled, marine or 2 metres, Fitted 10 channels. **£109.25**. Carriage **£1.50**.

### LOWE AP12

12 channel aircraft band pocket receiver. Fitted 12 channels. **£118.45**. Carriage **£1.50**.

For all that's good in Amateur Radio, contact:

**LOWE ELECTRONICS LTD.,**  
Bentley Bridge, Chesterfield Road, Matlock, Derbyshire DE4 5LE.  
Tel: 0629 2430 or 2817.

For full catalogue simply send 50p in stamps and request catalogue CPW.

# A. S. Cooper RADIO REPAIRS

15, Sandhurst Road, Kingsholm, Gloucester GL1 2FE

Tel: Gloucs 27223

"We stock the full range of Vero products"



- |                                     |                         |
|-------------------------------------|-------------------------|
| 1. 19" CARD FRAME/CASE inc. Guides  | <b>£27.93</b> inc. VAT  |
| 2. NEW V-Q DIP BOARD                | <b>£1.35</b> inc. VAT   |
| 3. S100 SYSTEM                      |                         |
| S100 Main Frame (inc. 6 connectors) | <b>£268.18</b> inc. VAT |
| 4. "G" RANGE CASES LARGE            | <b>£12.57</b> inc. VAT  |

We also stock Philips audio and components products.

Radios, Cassettes, Music Centres, Hi-Fi, Car Radios, Accessories inc. the new 890 Car Radio Cassette with Digital LED Frequency Display. LW-MW-FM Stereo **£214.57** inc. VAT

## MAIL ORDERS AND TELEPHONE ORDERS WELCOME

P&P Orders up to £5.00 add 30p

Orders up to £5-£10 add 50p

Orders over £10 post free



U.K. ONLY. Overseas P&P will be quoted with order



SAE WITH ALL ENQUIRIES PLEASE

# STEPHENS-JAMES LIMITED

COMMUNICATION ENGINEERS

47 WARRINGTON ROAD, LEIGH WN7 3EA

ENGLAND

Telephone (0942) 676790

Everything for the Short Wave Listener.

We stock receivers and listening aids by most of the world's leading manufacturers. Full range of VHF receivers—transceivers. Mobile equipment pre-selectors—filters—antennas. Stabilised power supplies from 2 to 20 Amp. Antenna switches—converters. Aluminium masts—clamps. Antenna rotators.

### Trio R1000 Receiver

Digital readout general coverage receiver covering 200KHz to 30MHz with a P.L.L. synthesiser. Also incorporating quartz digital clock. £298.00.

### Trio R820

Amateur Band Receiver £790.00.

Send for full specifications of our full range of receivers covering from 200KHz to 520MHz. Our secondhand equipment changes daily. Send SAE for up to date lists. Part exchange welcome. Good clean Equipment bought for cash.

### Antenna Multituner MK2

Designed and manufactured by ourselves. Frequency coverage 500KHz to 30MHz. Will match any antenna over 5m in length to practically all receivers. In production for over four years and now used in over 55 countries.


### Multifilter MK2

This unit incorporates Peak and Notch filter, and Band Pass filters. No internal connections to your receiver. Essential for users of FRG7, SRX30, SSR-1 etc.

Send for details including our Preselector and Crystal Calibrator.

## H.A.C. SHORT-WAVE KITS

### WORLD-WIDE RECEPTION



"H.A.C." well known by amateur constructors for its Short Wave receivers, now offers a complete range of kits and accessories which have been up-dated to suit the novice and the expert. £12.00 INCLUSIVE—the ever popular and easy to construct DX receiver Mark III; containing all genuine short wave components, drilled chassis, valve, accessories and full instructions.

TWIN TRANSISTOR RECEIVER, selective, sensitive and with fantastic reception, yet needing only a single PP3 battery. At £14.50 this receiver is outstanding value, and will give you hours of interest and entertainment.

NEW — TRIPLE-T RECEIVER, available early March. A more advanced receiver which gives remarkable performance.

Introductory offer £20.00.

All orders despatched within 7 days. Send stamped and addressed envelope now for free descriptive catalogue of kits and accessories.

**SORRY, NO CATALOGUES WITHOUT S.A.E.**

### "H.A.C." SHORT-WAVE PRODUCTS

P.O. Box No. 16, 10 Windmill Lane  
Lewes Road, East Grinstead, West  
Sussex RH19 3SZ



... the sign of fine communications

## SRX30 SWL RECEIVER £178.00

### TRIO EQUIPMENT

R1000 SWL PLL Receiver 200KHz to 30MHz  
R820 The ultimate SWL receiver  
YG455C CW filter 500Hz  
YG455CN CW filter 250Hz  
SP820 Speaker  
HS5 Communications headphones, tailored response  
HS4 Communications headphones, tailored response

### VHF AMATEUR RECEIVERS

SR9 Tuneable/crystal 2m FM receiver 144-146MHz

AMR217B Scanner with 8 crystals. Mains/battery

### ROTATORS, TUNERS & SWITCHES

AR40 (5 core cable required)

FU200 For lightweight 2m beams

CL22 SWL Antenna Tuner 1.8 to 30m Hz

CX3 SWL 3-way Antenna Switch

DAIWA CS201. 2-way Antenna Switch

KW SWL 3-way Antenna Switch

AIR BAND RECEIVERS

SHARP Air Bands Portable Receiver

FX-213-AU

LOWE AP12 Crystal Controlled air band portable receiver c/w ni-cad

batteries, charger and fitted 12 crystals

COPAL-24 Hour Digital Clock Mains Operated

Price

inc. VAT

£

298.00

790.00

61.50

69.00

39.00

23.80

10.75

46.00

120.75

54.63

40.39

16.10

7.20

11.98

14.80

16.00

118.45

12.95

All prices include new VAT rate

(Securicor carriage available if required)

Buy by post or phone your Barclay Card or Access number.

Alternatively, call in for a chat. The shop is just 10 minutes from Leeds City Station, and there's easy parking if you travel by car. \* Instant H.P. for licenced Amateurs \* Extended Credit Terms Available \* Send 50p for Catalogue and Price List.



LEEDS AMATEUR RADIO  
27 Cookridge Street,  
Leeds. W. Yorks. Tel. 452657

### LOWE TRIO DISTRIBUTOR



LAR are area distributors for Jay Beams, Antenna Specialists, Hilomast ICOM and Microwave Modules Products.

## FIT A DIGITAL DISPLAY TO YOUR FRG7 OR SRX30.

These units come complete, with only three wires to connect. The FDU7 for the Yeasu FRG7 can be fitted in place of the KHz dial, or can be supplied for external use. (Please state when ordering) The FDU3 for the SRX30 is supplied for top of the set use only.

(Full Fitting Instructions are supplied.)

(FDU7) for FRG7

@ £44.77

(FDU3) for SRX30

@ £44.77

We also manufacture an R.T.T.Y. Converter.

The MB6R (Receive only) and the MB6R/T (Receive/Transmit).

We supply these units with single or double current loops for connection to teleprinter To Order.

T.T.L./C-MOS Logic Levels and Oscilloscope Outputs are provided. Dimensions (84X304X210).

(MB6R Double or single current) @ 77.96

(MB6R/T Double or single current) @ £83.25

(All Units are fully Guaranteed, and come complete)

(No extras needed)

(All prices inclusive of postage and V.A.T.)

(Payment by P.O., Cheque or Access)

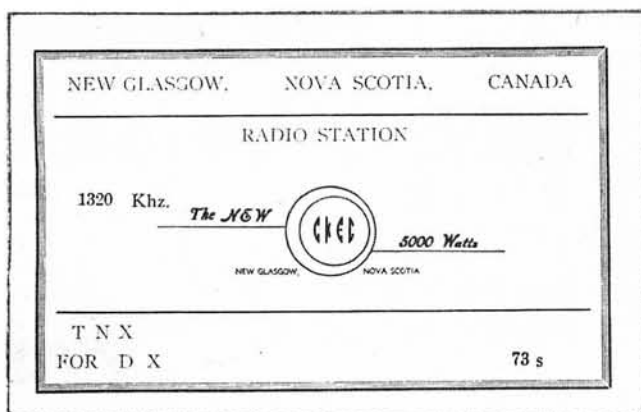
**B. BROOKES ELECTRONICS, 69 Leicester Street,  
NORWICH NR2 2DZ, ENGLAND.**

Tel: 0603-24573.

## Beginners' Corner

The 1000kW transmitter on 1323kHz at Nauen in East Germany usually goes off the air just before 2300. If you stay on the channel for a few minutes until the carrier is switched off you should be able to hear the BBC World Service in English. The programme comes from the BBC Eastern Mediterranean Relay at Zyyi in Cyprus and continues until 2315 when the station gives its identification and signs off. If you want a QSL, no need to write to Cyprus, just send your report to BBC External Services, Bush House, London WC2B 4PH.

When Cyprus has gone off, tune down slightly to 1320kHz and if you are lucky you may hear CKEC which is in New Glasgow, Nova Scotia on the western seaboard of Canada. At this time of year as the days are lengthening it may be a little late in appearing so if you are unsuccessful at 2315 then try again at midnight but remember, reception of North American DX is variable and what you hear one night may be inaudible the next. CKEC does QSL and reports should go to Box 519, New Glasgow, NS, BZH 5E7, Canada.



QSL card of CKEC, New Glasgow, Nova Scotia

## Long Waves

"I have been experimenting with l.w. loops and have found that 500pF and 25 turns work well", writes David Hyams from Finchley who is referring to the "40 inch" box loop. When used with a Realistic DX160 it pulled in ten long wave stations including Tipaza in Algeria. The date was November 14 and the time 1320 which prompted David to ask if reception could have been by ground wave.

Long wave signals do travel a long way as the ground wave is not attenuated as much as medium-wave signals. The range of the ground wave is inversely proportional to frequency and you can observe the effect by tuning across the medium waves during daylight, starting at the l.f. end. As you progress across the band, stations become fewer and fewer, and by the time you pass 1200kHz only locals will be heard.

During the winter, the D layer of the ionosphere, which absorbs both medium- and long-wave signals, does not always re-form completely at sunrise, and when this occurs semi night-time conditions can persist for most of the day. North American DX has been heard as late as 1000 in mid-winter. The short answer to David's question is that there was probably a mixture of ground and sky wave when listening to Algeria.

## North American DX

In spite of the expected sunspot maximum, North American DX was quite good during the autumn with

some interesting DX reported during September and October. John Faulkner writes from Mansfield to say that among his best catches during October were: KMOX St Louis on 1120kHz at 0140, WOAI San Antonio Texas on 1200 at 0210, WERE (5kW) in Cleveland at 0048, WCSC Charleston South Carolina on 1390 at 0021 and CFCY Charlottetown, Prince Edward Island on 630 at 0138. Details of receiver and aerial were not given.

"What is the sunspot minimum like, as I have only been DXing since 1978?" asks David Hyams who has just succeeded in hearing his first two North Americans; CJYQ on 930 and WINS on 1010. They were logged on a Realistic DX160 and m.w. loop. Since David's version of the DX160 has an internal aerial for the medium waves, the loop was placed close to the receiver so that the signal could be transferred by induction. You can boost a signal this way but the loop's null will be masked by the receiver's aerial and you will not be able to null-out QRM, which is the main purpose of using a loop.

At sunspot minimum, North American DXing is a lot easier, some signals being conspicuous on the band nearly every night and a few being strong enough to be picked up occasionally on a portable with internal aerial. At the moment, reception of NA can really be classed as DX and it requires a good receiver, persistence and some luck to pull in your first transatlantic station. The situation will gradually improve though, as we pull away from the sunspot maximum and solar activity declines. I hope this answers Bradley Wilson who is a Canadian living in Bristol.

## BROADCAST BANDS

### SHORT-WAVE BROADCASTS

by Charles Molloy G8BUS

There are two good reasons for using an outdoor aerial. The first is to obtain maximum signal pick-up, which means erecting the aerial as high as possible above the ground and nearby buildings. The second reason is to avoid or reduce electrical noise from electrical equipment within the house, or from elsewhere via the mains wiring. Where there is insufficient space to erect a long wire then a vertical aerial attached to the outside of the house should be considered.

## Vertical Aerials

One hears occasionally of a wire with a weight on the end being lowered from a window, or of a vertical wire suspended between insulators fixed to the eaves and some point near the ground, but these are not the type of verticals I have in mind. They do not meet the criteria mentioned above, though they are probably a shade better than an indoor aerial.

A mast, fixed to but insulated from the roof would be ideal, a whip with insulated base, fixed to a chimney or to a window ledge if access to the roof is not available, is what will be used in practice. The construction of a home-made vertical rod antenna some 3 to 4m long is shown in

the *Aerial Data Chart* presented with the November 1979 issue of *PW*.

It is essential to use screened feeder such as coaxial cable to connect the whip to the receiver, as an unscreened lead will act as an aerial and pick up interference on the way down. Earth the feeder screen at the receiver end; i.e. join it to the receiver earth socket which should be connected to earth. Connect the inner conductor to the whip and to the receiver aerial socket. An a.t.u. between the coaxial cable and receiver may be found useful, see the *Aerial Data Chart* for details.

## TV Aerials

If you have an outdoor TV aerial then you have a ready-made vertical. The directional effect of the aerial is only apparent at TV frequencies, and in the h.f. part of the spectrum it will act as a short vertical. All you have to do is to unplug the lead from the TV and connect it to the receiver or a.t.u.

It is a lot more convenient to use a switch so that the TV aerial can be switched for DXing or TV reception. The Antiference Aerial Switch will do; I use one to connect an aerial to either of two receivers. There is a coaxial socket at the top of the switch and the aerial is plugged in there. At the bottom of the switch there are a couple of holes leading to a saddle and two screw terminals. The new leads to the receiver and the TV come in at these points. The saddle secures and connects together the two screens, while each of the inner wires goes to a screw terminal. You will need another coaxial plug to join up to the TV and whatever plugs are required at the receiver or a.t.u. Do not get the cables crossed and join the TV to receiver—neither will like it!

A short vertical will not pick up as much signal as a long wire, especially on the lower frequencies, but signal pick-up is not everything. Signal-to-noise ratio is what matters, and this will be better for a whip with screened feeder than for an indoor aerial. A weak signal with a quiet background can be boosted with a preselector, but there is little that can be done with a weak signal and a noisy background.

## DX Programme

This is the title of a weekly programme for DXers, broadcast from Madrid by the Spanish Foreign Radio. It starts with the interval signal of a broadcasting station and you are given to the end of the programme to identify it. In the meantime you will hear a talk on one of a wide range of subjects of interest to DXers, or excerpts from club magazines plus up-to-date tips on the state of the bands.

I have become a regular listener to *DX Programme* as I find it both refreshing and informative. It is compiled by Ambrosio Wang and is on the air every Sunday at 2100 on 7105, 9685 and 11 840kHz with a repeat at 2150. The station QSLs with a colourful pennant.

## DX

Reports of Japan in the late evening come from several readers. **George Smith** (Liverpool) has an FRG-7 and 70ft long wire and he logged NHK on 15 270 at 2345 while **K. H. Smith** (Ross-on-Wye) picked it up at 2200 in the 25m band with a very strong signal. The **Rev A. E. Whyatt** (Walsham) was kind enough to send me an up-to-date schedule which shows 15 195kHz with programming in English in the Asian Service from 2200–2230 and 2300–2400. There is also a simultaneous broadcast to Europe on 9585kHz in the 31m band. **A. Dodsworth** (Liverpool) reports reception of Japan on 21 610kHz at

RADIO  
EXTERIOR  
DE ESPAÑA



The QSL pennant  
of Spanish Foreign  
Radio

the more normal time of 0800 using a Vega 206 and a short length of wire wound round the picture rail.

There have been a number of requests for help with countries that are not conspicuous on the international bands. At the time of writing, Argentina can be heard on 11 710kHz during the evenings and there is a programme in English at 2300 Mondays to Fridays. Brazil can be heard on 15 265 around 2100. Try for Sri Lanka on 15 120, for R Uganda on 15 250, and for Bangladesh on 11 765 or 15 285, all between 1800 and 1900. Has anyone logged Saudi Arabia, Kenya, Zambia, Rhodesia, Libya, recently on the international bands?

A report of Africa No. 1 which is currently testing on a number of frequencies, comes from **P. N. Kirkup** of Burnley. The address for reception reports is Radio Africa No. 1, BP1, Libreville, Gabon. Reader **H. L. Nyman** refers to the report in the October *PW* of the simultaneous reception on the 16m band of the English and Hebrew transmissions from Israel. IBA broadcasts in Hebrew all day on 17 630kHz and in English on 17 685 at midday and on 17 645 at 2000 hours all of which are near to each other.

## Readers' Letters

"Is it possible to use the umbrella-type clothes line as an aerial and what type of cable is used," asks **A. B. Cooper** of Plumstead. Use coaxial cable just as you would with a whip and make sure the metal parts are insulated from the

Reports on the various bands are welcome and should be sent direct, by the 15th of the month, to:

**AMATEUR BANDS** Eric Dowdeswell G4AR, Silver Firs, Leatherhead Road, Ashted, Surrey KT21 2TW. Logs by bands, each in alphabetical order.

**MEDIUM and SW BANDS** Charles Molloy G8BUS, 132 Segars Lane, Southport PR8 3JG. Reports for both bands **must** be kept separate.

**VHF BANDS** Ron Ham BRS15744, Faraday, Greyfriars, Storrington, Sussex RH20 4HE.

ground. In reply to **Mick Ballamy**, the transmissions you heard on 8MHz are commercial stations not intended for reception by the general public.

Sixteen-year-old **Mark Godden** is looking for spares for his ex-WD R107 communications receiver and he wonders if anyone has a scrap R107 for stripping down. He would also like to contact anyone of his own age in his area with an interest in radio. Replies to: 27 Southwell, Portland, Dorset DT5 2DP. **Joseph Pritchard**, who is a student at UMIST (Manchester), is constructing a 5-transistor t.r.f. for use on the tropical bands. Hope to have a log from you soon. In the meantime he is using his ITT CD108 and telescopic aerial and he mentions hearing Australia on 11 800 at 1849 and Pakistan on 11 672 with this rig.

Fourteen-year-old **Richard Everitt** has started DXing with a Vega 206, which he considers excellent value for money, but when he uses a 40ft long wire he finds that performance is only improved on the lower frequencies. Try a small capacitor between the aerial and receiver. Richard would like to contact other DXers in his area or to join a local DX club. Replies to: 15 St Mary's Road, Blun-tisham, Huntingdon, Cambs PE17 3XA.

## VHF BANDS

by Ron Ham BRS15744

In the world above 30MHz, we become familiar with the various disturbances which increase the range of signals and provide the DX, which, after all, is the thrill of the exercise. Periodically, however, up comes the big one, as it did in late November, and the enthusiasts are faced with relatively super DX on all bands from 3m to 3cm.

### Tropospheric

The atmospheric pressure, measured in Sussex, rose from 30.1in on November 26 to a peak of 30.35in during the afternoon of the 28th and was back to 30.15in by mid-day on the 30th. Fig. 3. True to form, the real peak of the

exceptional tropospheric opening, on November 28 and 29, came as the high pressure began to fall. I first noticed a lift at 1400 on the 27th when signals from the Bristol Channel GB3BC, R6 and the Kent GB3KR, R4, repeaters were opening the squelch on my TM 56B receiver and pictures were appearing from the IBA transmitter at Lichfield on channel 8, 189MHz.

As both these receivers are fed with dipole aerials the strength of the signals, from east, west and the Midlands, suggested that an extensive opening was brewing up and by midday on the 28th, the big lift had begun. At 1319, I heard G5SD in nearby Littlehampton, work G8HYT, Weston-super-Mare, via the Bristol Channel repeater, pictures from Lichfield were very strong and about 12 f.m. broadcast stations (predominantly French), mixed with the BBC transmissions in Band II. Around this time, co-channel interference was beginning to effect Band V television and I received a 539 signal from the 70cm beacon at Emley Moor GB3EM. During the evening I heard several northern-G stations, including my old friend **Jack Hum** G5UM, working continental stations on 70cm and another old friend, **Harry Gratton** G6GN, Bristol, working into London.

My aerial for 70cm is a north/south horizontal dipole and to show how good u.h.f. conditions were, I heard a QSO between ON4HU and a G station in Devon, though both stations were well off direction for this tiny aerial. Conditions like this continued throughout the 29th and although some bands were beginning to clear before midnight, the last DX I heard was at 0059 on the 30th when DD3LN worked a PA0 via GB3KR, and at 0105 DC5QH/A worked a PE1 through the London repeater GB3LO, R7.

### Band II

While, during the evening of the 28th, **Ken Smith** BRS20001, Horsham, Sussex, was receiving full stereo from Dutch and German f.m. stations, **Adrian Corbett**, Bookham, Surrey, heard French and German stations taking turns to blot out LBC and **Guy Stanbury**, Chelmsford, received very strong signals from Belgian, Dutch and French stations, many from West Germany and said that all stereo programmes were of excellent quality with little or no noise. **Harold Brodribb**, St. Leonards-on-Sea, Sussex, using a Bush VHF 80 and a loft aerial heard one Dutch, 21 French, and BBC stations from many parts of the UK. At 0122 on the 29th **Ian Rennison**, Horsham, logged about eight Dutch and German stations in stereo, some of which he heard again during the evening.

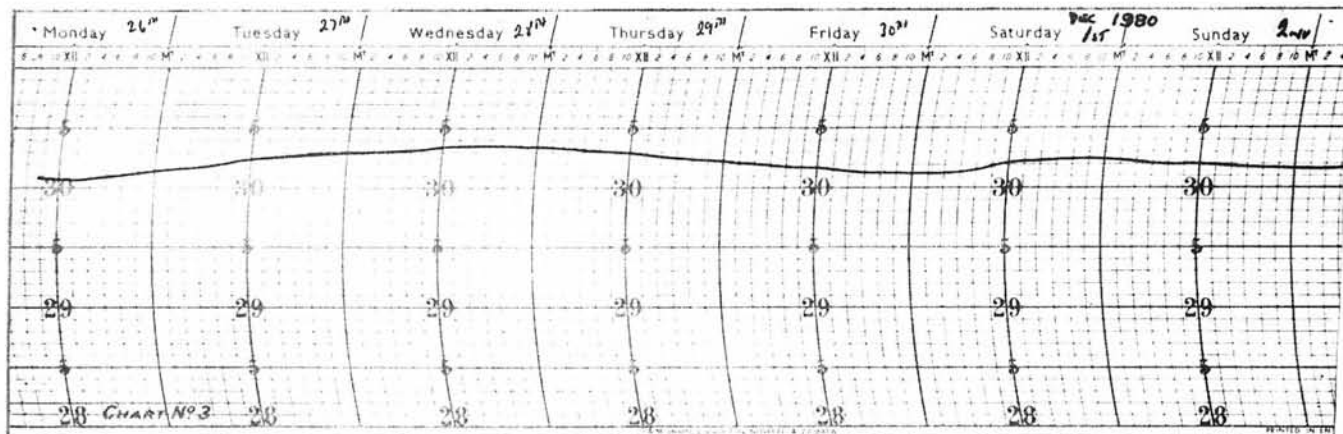


Fig. 3: Atmospheric pressure recorded by the author, 27-30 November 1979

At 1800 on the 28th, **Tony Skitt**, Heslington, Yorks, heard a BBC1 weather man say that the high pressure was causing TV reception problems in the south east and, indeed, many of my local viewers were complaining bitterly as the co-channel interference built up and ruined their pictures. Very soon both the BBC and IBA were warning people about the disturbance, which was no surprise to Ken Smith because at 1800 he was watching a weather report and commercials from a French TV station around channel 21. **Arthur White**, Aisby, Grantham, writes: "I watched part of a John Wayne film in German, a news broadcast from Austria, and the film *Rebecca* apparently with Dutch sub-titles."

At 0045 on the 29th, Ian Rennison watched pictures from ZDF (Zweites Deutsches Fernsehen) on channel 45, his first u.h.f. TVDX and using only a set-top loop aerial. Around 0120, I received a test card from Oostvleteren, Belgium (RTB, network-2) on channel 55 and the end of the news, clock and test card from ZDF on channel 21. Between 0800 and 1000 I saw test cards from East Germany, DDR-F1, followed by a sports programme on European channel 11, Holland on channels E5 v.h.f. and 29 u.h.f., Fig. 4(a) and (b), and Dortmund on channel 25.

By 1313 the word Dortmund on the test card was changed to ZDF and the Nederlands test cards (also seen by Tony Skitt using a Labgear wide-band u.h.f. set-top aerial) were replaced by an Open University type of programme. The v.h.f. transmissions from Holland were received on my National Panasonic 5001G and the u.h.f. signal on my JVC 3060, both sets being fed from vertical dipole aerials. Periodically the Dutch educational programme was interrupted with a fixed caption and at 1313, PA0ZE was seen. Guy Stanbury reported: "Very clear pictures obtained from all of the north European stations" and Adrian Corbett, using a Waltham W 154, with his aerial on an outside window-sill, did some home DXing and received pictures varying in strength from the BBC at Wenvoe, the IBA at Sutton Coldfield, and erratic signals on other channels, not easily identified. **Parmjit Singh**, Leicester, hopes to start TV DXing; good idea Parmjit, it is openings like this that make all the routine monitoring, that a DXer must do, worth while. Tony Skitt also picked up a strong test card marked (RTBF Tele 2 Liege Canal 45) and both BBC and IBA pictures from southern England.

At 0105 on the 29th, I watched the end of the ATV programme *Telespots* on channel 61, advertising for the Coventry and Nottingham areas followed by the station close-down announcement given by Mike Prince. **Andy Martin** G3UDR, was duty transmission controller during the evening of the 28th and said: "I have not experienced so much of a problem with co- and adjacent-channel interference before. The link from London on *This is Your Life* and *London Night Out* actually faded out on us." Although this tropospheric disturbance was the hot news, my readers have been keeping an eye on channel R1, 49.75MHz, for television pictures via the F2 layer of the ionosphere. A mixture of pictures were received on this channel during the early mornings of November 19, 20, 21, 23, 24, 27 and December 2, 3, 4, 8, 9, 11, 12 and 13, and although individual pictures are difficult to identify, I did make out a group of dancers or skaters at 0850 on December 2. **John Branegan** saw a blurred announcer on October 22, Fig. 5, and I received strong bursts of test card from TV1-Sverige at midday on November 23. This mixture of pictures on R1 was exceptionally strong on December 11; at 0900 a clock appeared but there were too many images to tell the time. This was also the case with a test card which followed.





Fig. 4: Dutch TV received by the author simultaneously on Ch.E5 (top) and Ch.E29 (bottom), on the morning of 29 November 1979

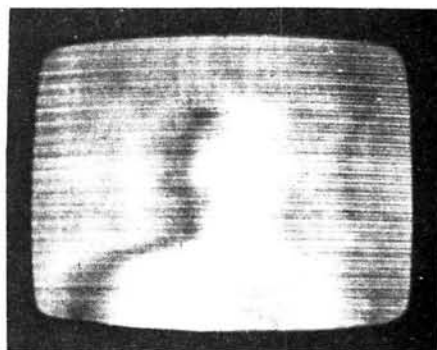


Fig. 5: Announcer on Ch.R1, received via F2

## The 2m and 70cm Bands

During the big tropo event, **John Cleaton** G4GHA, Wareham, Dorset, made his first LX contact on 2m and filled over four sides of his log book with DX, among which he heard stations in EI, GI, HB and OZ, worked stations in D, EA, F, GJ, GU, GW, LX, ON and PA, and said that EA2HX, on the 28th, was 40dB over S9. **George Grzebieniak** RS41733, London, said: "Conditions were fantastic" and is very pleased because he heard G6GN, Bristol; G8DJW, Dorset; six PEs and DK3OL on 70cm

and has now heard a greater distance on 70cm than on 2m. **Arthur White**, Grantham, Lincs, heard many Dutch, French and German stations on 2m using only the telescopic aerial attached to his set.

Between 1800 and 2100 on the 28th, **Mike Rowe** G8JVE, near Littlehampton, Sussex, worked nine Ds, 20 Fs, one HB, one LX, one ON and three PAs on 2m s.s.b. and **Alan Baker** G4GNX, Newhaven, Sussex, worked one EA and one F on 2m c.w. and one DB and two PEs on s.s.b. Like others, Alan said that all repeater channels, R0-9 were full of signals and some were three and four deep.

DJs were among the DX working through the Brighton repeater GB3SR, R3, and at one time Alan worked a GW, near Swansea, who was getting in to SR with only 1 watt. **Keith Leggett** G8MLT, also worked an EA on 2m and at 0104 on the 29th, Alan worked DK8SG from home on 2m s.s.b. and while mobile, at 1100, he had a QSO with DC1BN via the Belgium repeater, ON0WR, R2. Between 1600 and 1640 he contacted stations in D, EA, F and PE via the French repeater FZ3VHF, R7 and while he worked DC5CW/M at 1745 via GB3SR, **Roy Bannister** G4GPX, in nearby Lancing, heard the German station direct on the repeater's input frequency. Alan said: "Early on the 29th it was difficult to decide which 2m channel or system to use because everything was packed with DX and the Leicester repeater GB3CF, R0, was heard and worked from the Sussex coast throughout the day." **Ron Aitkenhead**, G8DPP, London, worked six Dutch and 16 German stations on 2m s.s.b. between 2300 on the 28th and 0202 on the 30th. **David Rennison**, Horsham, using his NR56 receiver and ground-plane aerial, heard numerous PAs on the 29th and at 1742 he heard DC5CW/M through the Brighton repeater and from 2045 received signals from DC2BE, F1CUO, ON1OW, and OZ1ZB via unidentified French repeaters.

Between 1055 and 1240 on the 29th, **Jack Brooker** G3JMB, Hassocks, Sussex, worked DF, DK, F, G, ON and PA0, from his car, while stationary on Ditchling Beacon, a high spot near Brighton. During the afternoon he worked DF8JM and DG4EH, from home, via the Leicester repeater giving Jack his first German QSO from the home QTH. During the early hours of the 29th, **Andy Martin** G3UDR, Evesham, worked a PA0 direct, on 2m, while travelling home. Andy is also a member of the ATV Network Ltd Amateur Radio Club, Fig. 6, and says that they have many members among the presentation and engineering staffs.

Another, but far less intense, tropospheric opening occurred on December 4 and 5 when I received strong signals from the Bristol Channel, Birmingham GB3BM, R5, and Kent repeaters. Watchable pictures were received from Lichfield on channel 8 and several foreign stations were predominant in Band II. G4GNX heard many repeater signals and worked a mobile station in Birmingham, via GB3BC, while he was driving through Uckfield in Sussex.

## The 10m Band

Signals, averaging 539, were heard daily between November 19 and December 13 from the International Beacon Project stations A9XC, DK0TE, DL0IGI, and from 5B4CY and VP9BA around midday on most of the days. Although conditions were generally good throughout the period, with strong signals from Canada, Japan, Russia and the USA, I noted an echo on two DJ signals at 0915 on November 21, on some Russian signals at 0851 on December 5, on DL0IGI at 0815 on the 8th and on G4AYW as he worked SM4DNK around 0930 on the 13th.




Fig. 6: ATV Network Ltd. QSL card




Fig. 7: Picture via Leonids MS on 16 November 1979

## The 6m Band

John Branegan GM4IHJ, Saline, Fife, has worked more than 45 VEs and Ws in crossband, 6m to 10m, QSOs and has regular contacts with K5EFW, Albuquerque, New Mexico and W5VY, San Antonio, Texas. John has built a 50MHz, high-Q, MOSFET pre-amplifier for his Eddystone 770R receiver and is delighted with its performance. "I have also tried it on E2 and R1 on the TV, it really pulls in the meteor scatter," writes John on November 22 (Fig. 7), "As a result I am now enjoying a new breakfast treat nearly every day, Meteor Scatter TV with my cornflakes".

I am still using my R216 and vertical dipole on 6m and received strong s.s.b. signals from WB1FVS and W2UTH at 1345 on November 19, K8NSS and VE1AVX at 1350 on the 20th, a QSO between VE1AVX and W2UTH at 1427 on the 21st, and the same Canadian again, around the same times on the 22nd, 23rd, 29th and December 7 and 8, and around 1400 on the 10th. I also heard KA4GCM and WB4HJF around 1400 on the 11th, K8EFS working John Branegan, WA8OGS, W8BJY and W8ULC and several weaker ones around 1500 on the 12th.

## News Items

I hope to hear more in the future from **Jonathan Rose**, Ashted, Surrey, a newcomer to amateur radio who is at present repairing a CR100 receiver and intends joining the RSGB.

Congratulations to five Sussex amateurs; G8MIM, G8OUK, G8TMX, G8TTT and Charles Ormerod, who, on November 30, all passed their Morse tests at North Foreland and will soon be sporting those G4 calls.

RSGB Council member **Robin Bellerby** G3ZYE, has been elected president of the Brighton and District Radio Society for 1980, and **Nigel Hewitt** was given the Bill Pitfield Memorial Award by the BDRS, for outstanding services to amateur radio, especially for teaching the RAE.

# Britain's first comp

**A complete personal computer for a third of the price of a bare board.**

**Also available ready assembled for £99<sup>95</sup>**

## The Sinclair ZX80.



Until now, building your own computer could easily cost around £300 – and still leave you with only a bare board for your trouble.

The Sinclair ZX80 changes all that. For just £79.95 you get *everything* you need to build a personal computer at home...PCB, with IC sockets for all ICs; case; leads for direct connection to your own cassette recorder and television; everything!

And yet the ZX80 really is a complete, powerful, full-facility computer, matching or surpassing other personal computers on the market at several times the price. The ZX80 is programmed in BASIC, and you could use it to do quite literally anything from playing chess to running a power station.

The ZX80 is pleasantly straightforward to assemble, using a fine-tipped soldering iron. Once assembled, it immediately proves what a good job you've done. Connect it to your TV set... link it to an appropriate power source\*... and you're ready to go.

### Your ZX80 kit contains...

- Printed circuit board, with IC sockets for all ICs.
- Complete components set, including all ICs – all manufactured by selected world-leading suppliers.
- New rugged Sinclair keyboard, touch-sensitive, wipe-clean.
- Ready-moulded case.
- Leads and plugs for connection to any portable cassette recorder (to store programs) and domestic TV (to act as VDU).
- FREE course in BASIC programming and user manual.

### Optional extras

- Mains adaptor of 600 mA at 9 V DC nominal unregulated (available separately – see coupon).
- Additional memory expansion board plugs in to take up to 3K bytes extra RAM chips. (Chips also available – see coupon.)

\*Use a 600 mA at 9 V DC nominal unregulated mains adaptor. Available from Sinclair if desired (see coupon)

### Two unique and valuable components of the Sinclair ZX80.

The Sinclair ZX80 is not just another personal computer. Quite apart from its exceptionally low price, the ZX80 has two uniquely advanced components: the Sinclair BASIC interpreter; and the Sinclair teach-yourself BASIC manual.

### The unique Sinclair BASIC interpreter... offers these remarkable programming advantages

- Unique 'one-touch' key word entry: the ZX80 eliminates a great deal of tiresome typing. Key words (RUN, PRINT, LIST, etc.) have their own single-key entry.
- Unique syntax check. Only lines with correct syntax are accepted into programs. A cursor identifies errors immediately. This prevents entry of long and complicated programs with faults only discovered when you run them.
- Excellent string-handling capability – takes up to 26 string variables of any length. All strings can undergo all relational tests (e.g. comparison). The ZX80 also has string input-to request a line of text when necessary. Strings do *not* need to be dimensioned.
- Up to 26 single dimension arrays.
- FOR/NEXT loops nested up to 26.
- Integer names of any length.
- BASIC language also handles full Boolean arithmetic, conditional expressions, etc.
- Exceptionally powerful edit facilities, allows modification of existing program lines.
- Randomise function, useful for games and secret codes, as well as more serious applications.
- Timer under program control.
- PEEK and POKE enable entry of machine code instructions, USR causes jump to a user's machine language sub-routine.
- High-resolution graphics with 22 standard graphic symbols.
- All characters printable in reverse under program control.

### ...and the Sinclair teach-yourself BASIC manual.

If the features of the Sinclair interpreter listed alongside mean little to you – don't worry. They're all explained in the specially-written 96-page book *free* with every kit! The book makes learning easy, exciting and enjoyable, and represents a complete course in BASIC programming – from first principles to complex programs. (Available separately – purchase price refunded if you buy a ZX80 later.)

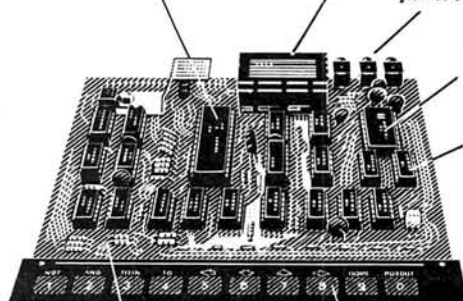
780-1 microprocessor – new, faster version of the famous Z-80 microprocessor chip, widely recognised as the best ever made.

UHF TV modulator.

Sockets for TV, cassette recorder, power supply.

SUPER ROM.

Clock.



RAM chips.

Rugged, flush, Sinclair keyboard.

# Complete computer kit.

## £79<sup>95</sup>

**Including VAT.  
Including post and  
packing.  
Including all leads  
and components**

**Fewer chips,  
compact design,  
volume production –  
more power per pound!**

The ZX80 owes its remarkable low price to its remarkable design: the whole system is packed onto fewer, newer, more powerful and advanced LSI chips. A single SUPER ROM, for instance, contains the BASIC interpreter, the character set, operating system, and monitor. And the ZX80's 1K byte RAM is roughly equivalent to 4K bytes in a conventional computer, because the ZX80's brilliant design packs the RAM so much more tightly. (Key words, for instance, occupy just a single byte.)

To all that, add volume production – and you've got that rare thing: a price breakthrough that really *is* a breakthrough.

**The Sinclair ZX80. Kit: £79.95.  
Assembled: £99.95. Complete!**

The ZX80 kit costs a mere £79.95. Can't wait to have a ZX80 up and running? No problem! It's also available, ready assembled, for only £99.95.

Whether you choose the kit or the ready-made, you can be sure of world-famous Sinclair technology – and years of satisfying use. (Science of Cambridge Ltd is one of the Sinclair companies owned and run by Clive Sinclair.)

To order, complete the coupon, and post to Science of Cambridge for delivery within 28 days. Return as received within 14 days for full money refund if not completely satisfied.

## sinclair ZX80

**Science of Cambridge Ltd**

6 Kings Parade, Cambridge, Cambs., CB2 1SN.  
Tel: 0223 211488.

### Order Form

To: Science of Cambridge Ltd, 6 Kings Parade, Cambridge, Cambs., CB2 1SN.  
Remember: all prices shown include VAT, postage and packing. No hidden extras.

Please send me:

Quantity	Item	Item price £	Total £
	Sinclair ZX80 Personal Computer kit(s). Price includes ZX80 BASIC manual, excludes mains adaptor.	79.95	
	Ready-assembled Sinclair ZX80 Personal Computer(s). Price includes ZX80 BASIC manual, excludes mains adaptor.	99.95	
	Mains Adaptor(s) (600 mA at 9 V DC nominal unregulated).	8.95	
	Memory Expansion Board(s) (takes up to 3K bytes).	12.00	
	RAM Memory chips – standard 1K bytes capacity.	16.00	
	Sinclair ZX80 Manual(s) (manual free with every ZX80 kit or ready-made computer).	5.00	

NB. Your Sinclair ZX80 may qualify as a business expense.

TOTAL £

I enclose a cheque/postal order payable to Science of Cambridge Ltd, for £

Please print

Name: Mr/Mrs/Miss

Address

PW

# CHROMASONIC electronics

your soundest connection in the world of components

Dept PW1, 56 FORTIS GREEN ROAD, MUSWELL HILL, LONDON, N10 3HN

TEL: 01 883 3705 01 883 2289

VOLTAGE REGULATORS	DENCO COILS	QUARTZ CRYSTALS	RESISTORS	VEROBOARD	LINEAR IC's	IC SOCKETS
<b>Positive</b> <b>70L SERIES 100mA</b> 5v, 6v, 8v, 12v & 15v All 32p each <b>70M SERIES 500mA</b> 5v, 6v, 8v, 12v, 15v, 20v & 24v All 64p <b>7000 SERIES 1A</b> 5v, 8v, 12v, 15v, 18v & 24v All 89p <b>Negative</b> <b>70M SERIES 500mA</b> 5v, 6v, 8v, 12v, 15v, 20v & 24v All 78p <b>7900 SERIES 1A</b> 5v, 8v, 12v, 15v, 18v & 24v All 89p	<b>ROD AERIALS</b> FRA1 L & MW (300pf) 1.17 FRA2 L & MW (500pf) 1.17 <b>I.F. TRANSFORMERS</b> 1FT 13.465KHz .87 1FT 14.465KHz .87 1FT 15.107MHz .97 1FT 16.10MHz .97 1FT 17.10MHz .97 1FT 18.465KHz 1.14 1FT 18.10MHz 1.14 <b>TRANSISTOR RANGE</b> 1T BLUE 2T YELLOW 3T RED £1.06 4T AND 5T WHITE <b>DUAL PURPOSE RANGE</b> DP1 BLUE DP2 YELLOW DP3 GREEN DP4 RED DP5 AND DP6 WHITE DP7 97p	100KHz 3.95 1.0MHz 3.45 2.0MHz 3.45 2.097152MHz 3.45 2.5625MHz 3.45 3.27680MHz 3.45 4.194304MHz 3.45 4.433619MHz 1.27 5.0MHz 3.45 8.0MHz 3.45 10.0MHz 3.45 10.7MHz 3.45 <b>TUNING CAPACITORS</b> <b>DILECON</b> TRIMMERS 100pf 1.94 40pf Max 25 300pf 2.29 500pf Max 36 500pf 2.52 <b>CB04</b> 5pf, 10pf, 15pf, 25pf 2.23 20pf, 50pf 2.41 60pf, 75pf, 100pf 2.77 <b>TYPE 'O'</b> 365pf 3.46 365pf 3.97 '00' 208pf + 175pf 3.67	1/2 Watt HI-STAB 5% 27Q-10M 1/2 Watt HI-STAB 5% 10Q-1M All 2p each <b>PRESETS</b> 0.1 Watt Carbon .07 0.5 Watt Cermet .62 <b>POTENTIOMETERS</b> Log/Lin L/S .31 Log/Lin W/S .72 Dual Log/Lin L/S .90 Dual Log/Lin W/S 1.28 <b>SLIDERS</b> Single .41 Dual .61 <b>CAPACITORS</b> Polyester Silver Mica Polyethylene Mylar Ceramics All in stock send Electrolytics for catalogue S.A.E. Tantalum Bead	Size inches 0.1 c/dad 2.5 x 1 .12 2.5 x 3.75 .45 2.5 x 5 .52 3.75 x 3.75 .52 3.75 x 5.0 .60 17 x 2.5 .155 17 x 3.75 .206 17.9 x 4.7 .268 Pin insertion tool .98 Spot face cutter .84 Vero pins per 100 .42 <b>VERO BOXES</b> 2523E 8.78 1798K 5.09 <b>G RANGE</b> 2672A 5.88 2673G 9.17 2674B 12.49 <b>PLASTIC</b> 2514F 1.99 2515G 2.27 2518H 2.53 2520J 2.87 2522K 3.85 <b>SERIES 2 CASE BOX</b> 2037C 3.93 2068B 5.21 2073K 7.08	741 8 Pin .23 748 8 Pin .38 LM301 .28 LM307 .51 LM308 .75 LM324 .65 LM380 .85 LM381 1.77 LM3900 1.26 MC1310 .55 NE555 .30 TCA8104S .99 TCA940 1.75 TDA2020 3.58 ZN414 .75 <b>SPECIAL OFFERS</b> 5 x 741 for 1.00 4 x 555 for 1.00 2 x 7414 for 1.00 2 x CA3086 1.00 2 x MC1310 1.50 10 x TL209 1.00 10 x C27 Red 1.00 1 TCA730 8.50 1 TCA740 8.50 <b>DIN</b> Pin Plug Socket 2 .15 .10 3 .15 .10 4 .15 .10 5 (180°) .15 .10 5 (240°) .15 .10	TEXAS DIL 14 PIN .13 16 PIN .14 28 PIN .32 40 PIN .47 <b>T099</b> 10 PIN <b>TRANSISTORS</b> BC107 .10 BC108 .10 BC109 & C .10 BC147 .08 BC148 .08 BC149 .09 BC157 .09 BC158 .09 BC159 .09 BC182L .12 BC183L .12 BC184L .12 BC212L .12 BC213L .12 BC214L .12 BC327 .12 BF184 .10 BF195 .10 BF196 .18 BF197 .10 BF250 .33 2N1711 .22 2N2905 .23 2N2925 .10 2N2926G .12 2N3055 .51

V.A.T. Inclusive prices 15%. Export Customers deduct V.A.T. 3/23.

Postage and Packing 25p. Trade and Export Inquiries most Welcome. Hours 9.00am - 5.00pm.

Now available our ORDER-RING line, just phone your order through with your Access or Barclaycard number and providing the order is received by 3.00pm the components will be despatched the same day (min tel order £5.00).



## OSMABET LTD

We make transformers amongst other things.

**LOW VOLTAGE TRANSFORMERS:** Prim 240V ac.  
 6.3V 1.5A £3.00; 3A £4.15; 6A £7.90; 12V 1.5A  
 £3.75; 3A £7.90; 6A £9.75; 15V 0.5A £3.00; 18V  
 1.5A £7.90; 24V 1.5A £7.90; 3A £7.90; 5A £7.90;  
 18V 0.5A £3.00; 24V 1.5A £7.90; 12V 4A £12.00;  
 25V 2A £12.00; 25V 2A £12.00.

**TWIN SEC TRANSFORMERS:** Prim 240V ac.  
 6V 0.6A - 6V 0.6A; 9V 0.4A - 9V 0.4A; 12V 0.3A - 12V  
 0.3A; 20V 0.15A - 20V 0.15A; all at £4.15 each; 15V  
 0.75A - 15V 0.75A £6.40; 15V 1.5A - 15V 1.5A £8.25;  
 18V 1A - 18V 1A £7.90; 18V 1.5A - 18V 1.5A £9.75;  
 20V 1.5A - 20V 1.5A £9.75; 12V 4A - 12V 4A £12.00;  
 25V 2A - 25V 2A £12.00.

**MIDGET RECTIFIER TRANSFORMERS:** Prim 240V ac.  
 6.0-6V 1.5A or 9.0-9V 1A £3.40 each; 12.0-12V 1A or  
 20.0-20V 0.75A £4.15 each; 9.0-9V 0.3A or 12.0-12V  
 0.15A or 20.0-20V 0.15A £3.00 each.

**LT TRANSFORMERS TAPPED SEC:** Prim 240V ac.  
 0.10-12.4-16-18V 2A £7.50; 5A £9.40; 0-12-15-20-  
 24-30V 2A £8.25; 4A £12.00; 0-20-30-60V 1A £9.00;  
 2A £12.00; 0-40-50-60-80-100-110V 1A £12.00.

**AUTO & ISOLATION TRANSFORMERS 240/110V a.c.**  
 30 to 4000 watts, many types ex stock. Lists.

**MAINS TRANSFORMERS, SPECIAL OFFER:** Prim 240V ac.  
 250.0-250V 60 Ma. 6.3V 1A £2.50; 250V 100Ma. 6.3V  
 2A £3.50; 9V 3A £2.50; 25V 300 Ma 90p.

**LOUDSPEAKERS**  
 12" 12", 24" 24", 24" 8u £1.25 each; 3" 35u, 3 1/2" 3.8,  
 16, 80u, 5 1/4" 3.8, 16, or 25u £1.50 each; 7 1/4" 3 or 80u  
 £1.75; 8 1/2" 25u £2.50.

**"INSTANT" BULK CASSETTE/TAPE ERASER**  
 Instant erasure of cassettes, and any diameter of tape spools,  
 demagnetises tape heads, 200/240V ac. leaflet £7.50.

**EDGWISE LEVEL METER FSD 200/1A**  
 Size 19 x 18 x 20mm 8000 £1.50.

**CHARGING METERS 1 1/2 in diameter**  
 2A or 3A £1.25 each; 5A or 10A £1.50 each.

**SINGLE STRANDED WIRE PVC COVERED**  
 32/0.2mm (10A) black or blue, £6.50 100m, 0.5mm £2.50  
 100m special prices per 1000m and over.

**O/P TRANSFORMERS FOR VALVE AMPLIFIERS**  
 P.P. sec tapped 3.8-15.0 A-A 6KΩ, 30W £17.50; A-A 3KΩ  
 50W £26.00; 100W £31.00; 1K 188 etc £35.00.

**G.E.C. MANUAL OF POWER AMPLIFIERS**  
 Covers valve amplifiers 30W to 400W £1.25.

**MULTIWAY SCREENED CABLE, PVC COVERED**  
 36 way £11.00; 25 way 75p; 14 way 50p; 6 way 25p; 4  
 way 20p; 2 way 10p; 1 way 8p; 4 way indiv screened 30p.

**CONDENSERS**  
 Electrolytic 400V 400V 75p; 2000/30V 30p; 2200/40V  
 40p; 8 - 8mfd 450V 40p; Paper tubular, W/E, 4/160V  
 6/160V 30p each, 2mfd 150V 25p, 0.1mfd 300V a.c. 25p.

**CARRIAGE EXTRA ON ALL ORDERS**  
 ALL PRICES INCLUDE V.A.T.

Callers by appointment only. S.A.E. Enquiries, Lists.

46, Kenilworth Road, Edgware, Middx.  
 HA8 8YG. Tel: 01-958 9314

## MAIL ORDER PROTECTION SCHEME

### INTRODUCTION

The Office of Fair Trading have agreed that the notice of the Mail Order Protection Scheme to appear in periodicals carrying mail order advertising should appear as follows:-

### "MAIL ORDER ADVERTISING

#### British Code of Advertising Practice

Advertisements in this publication are required to conform to the British Code of Advertising Practice. In respect of mail order advertisements where money is paid in advance, the code requires advertisers to fulfil orders within 28 days, unless a longer delivery period is stated. Where goods are returned undamaged within seven days, the purchaser's money must be refunded. Please retain proof of postage/despatch, as this may be needed.

#### Mail Order Protection Scheme

If you order goods from Mail Order advertisements in this magazine and pay by post in advance of delivery, Practical Wireless will consider you for compensation if the Advertiser should become insolvent or bankrupt, provided:

- (1) You have not received the goods or had your money returned; and
- (2) You write to the Publisher of Practical Wireless summarising the situation not earlier than 28 days from the day you sent your order and not later than two months from that day.

Please do not wait until the last moment to inform us. When you write, we will tell you how to make your claim and what evidence of payment is required.

We guarantee to meet claims from readers made in accordance with the above procedure as soon as possible after the Advertiser has been declared bankrupt or insolvent.

This guarantee covers only advance payment sent in direct response to an advertisement in this magazine not, for example, payment made in response to catalogues etc, received as a result of answering such advertisements. Classified advertisements are excluded.

## Codespeed Electronics

P.O. BOX 23, 34 SEAFIELD ROAD,  
 COPNOR, PORTSMOUTH, HANTS.,  
 PO3 5BJ

**8 DIGIT 0.1" LED DISPLAY** multiplexed, common cathode, 99p each. **DIGITAL ALARM CLOCK** MODULE with 0.7" display. With data £5.99 each.

**4 DIGIT CLOCK L.C.D.** 0.5" digits, supplied with data, £4.99 each. **MM5316** digital alarm clock chip, with data £2.29 each. **REJECT CALCULATORS** Untested, but good value for spares. £2.50 each. **LED WRISTWATCH I.C.** Mostek MK5030, with data 95p each. **LED WRISTWATCH DISPLAY** type DIS501, 0.1" digits. With data 95p each. **SUPER SAVER** Purchase an MK5030 and a DIS501 for only £1.50 the pair. **NOTE** The MK5030 and DIS501 are housed in a 'tegliss flatpack' style package and require some fairly fine soldering. **20 KEY KEYBOARDS** calculator keyboards, 2 for 99p (not for use with NORTEC4204 calc. chip). **4 DIGIT 0.8" LED DISPLAY** common cathode, with data £3.75 each. **DIGITAL MULTI-METER CHIP** MM5330 I.C. to build a 4 1/2 digit multi-meter. With data £3.49 each. **SUPER QUALITY JACK SOCKETS** 1" (6.35mm) jack sockets, mono 23p each, stereo 25p each. **SLIDE POT KNOBS** please state colour required, 11p each. **ROTARY VOLUME CONTROL KNOBS** nice style, 18mm diam. Black with coloured cap. Please state colour required, 18p each. **10 LED DISPLAYS** Untested module, 0.1" digits, common cathode, 99p. **6 DIGIT 0.1" LED DISPLAY** multiplexed, common cathode, 99p. **555 TIMER I.C.** with data and applications booklet, 23p. **POLARIZING FILM** 19" wide any length. Only 2p per sq. inch. Any size cut. **SLIDER SWITCHES** 2 pole, change over, 15p each. **PUSH BUTTON SWITCHES** spring loaded (momentary) with one n.o. contact 14p each. **CALCULATOR CHIP** Nortec 4204, 4 function and constant. With data 80p. **2102 MEMORIES** Dynamic memories for your micro's. With data 95p each. **MM5314** digital clock chip, with data £1.99 each. **WRISTWATCH L.C.D.** supplied with polarizers and data sheet, 99p each.

**NEW CATALOGUE AVAILABLE FROM JANUARY.** SEND S.A.E. FOR YOUR FREE COPY. POST & PACKING PLEASE ADD 35p (OVERSEAS ORDERS ADD 90p).

**V.A.T. ADD 15% TO THE TOTAL OF GOODS AND P.P.**  
 Full SATISFACTION GUARANTEE on all items.

# IT'S HAPPENED AGAIN!

## THE PART THREE CATALOGUE IS PUBLISHED & WE HAVE MOVED TO BIGGER PREMISES.

Yes, it's here at last - the all new Part Three Catalogue. Fun for all the family, and the usual update on all that is new, worthwhile and exciting in the world of Radio and Communications. A big section on frequency synthesis techniques covering broadcast tuners, to communication quality transmitter systems. More new products than ever - RADIO CONTROL parts, crystal filters, ceramic filters for 455kHz and the new range of TOKO CF5H low temperature coefficient types for 10.7MHz. Details on new radio ICs, including the new HA11225, the CA3189E look-alike with 84dB signal to noise, and adjustable muting threshold. Radio control ICs - and an updated version of the RCM&E 8 channel FM receiver - now with an Ambit designed screened front end, with 27MHz ceramic bandpass filter. LCD panel clock timer modules - the neatest and best LCD panel DVM yet (only £19.45 each + VAT), the new 5 decade resolution DFM3 for LW HF VHF with LCD readout. The DFM6 with fluorescent display to 10kHz resolution on VHF, 1kHz on SW, A 1kHz HF synthesiser with five ICs - the list is endless. Get your copy of the catalogue now. Post publication price is 60p (inc PP etc). The previous two sections are also required for a complete picture. Parts 1 & 2 £1 the pair. All 3 £1.50. And don't miss our spot the gibbon contest, together with a quiz to see if you can spot the differences between a neolithic cave drawing and a circuit diagram of one of our competitor's tuners. (\* Yes, we still haven't learnt how to spell.)


### FM radio control RX kit



- 8 Channel RC receiver (FM)
- Single IC RF/IF/Detector
- Single IC decoder
- 27MHz ceramic filter input
- FET RF stage with double tuned bandpass filter
- Dual ceramic filter IF
- Best quality SLM servo connector block
- ONLY £16.10 inc VAT (kit) (includes new SLM case)


### DOES YOUR ONE GLOW GREEN IN THE DARK ??

Our DFM4 does, since it uses a vacuum fluorescent display for direct readout of MW/LW/FM. Basically the same as the DFM2 (LCD Version), £24.45 kit (inc VAT). Transformer with all necessary windings for DFM4 - £2.50 inc VAT.



Not illustrated here - but also now available is the DFM6. This is a vacuum fluorescent display version of our immensely popular DFM3 (LCD). Resolution is 100Hz to 3.9999MHz, 1kHz to 39.999MHz, and 10kHz to 200.00MHz; all standard IF offsets (inc. 10.7MHz on shortwave) are available via diode programming.

### New series of radio modules in fully screened cans:



### UM1181 VHF band 2 VARICAP TUNERHEAD

5 tuned circuit, with image/spurs better than -80dB, buffered LO output, MOSFET RF stage, FET IF preamp, tunes with only 1% to 8v, -9dBm 3rd order intercept. 10ft price £12.00 inc VAT, (100off) OAI

911225 FM IF strip with all mod cons for the HiFi tuner: All types use 80+dB S/N Hitachi IC, with muting, AFC, AGC, meter outputs for signal level and centre zero. IF preamp stage

'A' Dual linear phase ceramic filters, with MOSFET (AGC'd) IF preamp and a 3rd narrow filter with DC filter selection. Dual tuned FM detector stage. £23.95 inc VAT (buft)

'B' Dual ceramic filters, single tuned detector stage £14.95 inc VAT (All 'A' series units are set up with a spectrum analyzer for best THD)

### 91072 AM RADIO TUNER MODULES - DC TUNED and DC SWITCHED Available February '80

All include buffered LO output, mechanical IF filter (TOKO CFMQ)

1-10v tuning bias, switching by a single pole to earth

A MW/LW (150 to 350kHz LW range) with ferrite rod antenna

B As 'A' but also including SW1 or SW2 (specify)

SW1 = 1.8 to 4MHz SW2 = 5 to 10MHz

C With both SW ranges

Prices one off inc VAT

'A' £14.43 'B' £15.90 'C' £17.50 (Custom types OAI)

There is a danger - when advertising in some magazines - that because we do not find space to list everything we sell in every ad., that some readers forget about half the ranges we stock. So to summarize the general ranges:

- TOKO** Chokes, coils for AM/FM/SW/MPX, Audio filters etc  
Filters: Ceramic for AM/FM, LC for FM, MPX etc.  
Polyvaricons  
ICs for radio, clock LSI, radio control, MPX decoders etc
- Micrometals** Dust iron cores for toroids for resonant and EMI filters  
Toroid mounts
- Hitachi** Radio/audio/mpx linear ICs  
100W MOSFETs, small signal FETs, MOSFETs and bipolar

And the following groups of products from a broad range of sources:

**Semiconductors** -specializing in radio devices, Plessey SL1600, EUROPE's best selection of AM/FM and communications devices. Power MOSFETs, WORLD'S LOWEST NOISE AUDIO small signal transistors, BAR graph LED drivers for linear and log.  
CD4000 series CMOS, TTL/LPSNTTL, standard linears (741, 301, 3080 etc). MPUs, memories. Small signal transistors from AEG BC237/8/9 families etc. (1000 off BC239C : 5.2p ea)  
LEDs: AEG 3mm/5mm round, 2.5x5mm flat, red, green, orange, yellow. The best prices you will find for quality products.  
**MOSFETs for RF signal processing** including the BF960 UHF device, and 3SK51 for VHF. Varicap diodes for 17:1 capacity ratio tuning

**FREQUENCY READOUT LSI from OKI**, with a one-chip answer to most digital frequency display needs (and various modules).

**Crystal and ceramic ladder filters** from leading manufacturers, ferrite rods, various ferrite beads and a range of crystals for 'standard' frequencies and both AM and FM radio control at 27MHz. Trimmer capacitors.

**METERS** - a new range of linear movement types, plus many 'indicator' types for VU, all types of tuning indicators etc.

**SOCKETS** - a new range that are better quality than Texas low profile, yet better priced.

**Modules for AM/FM/STEREO**, complete kits for tuners, audio amplifiers from Larsholt.

**SWITCHES** - complete low cost DIY systems for push button arrays, keyboard switches.

**DOUBLE BALANCED MIXERS** MCL SBL1, replacement for MD108 etc. And cheaper.

**OUR LATEST MOVING EXPERIENCE** :: At last, we have moved to the address below. There is car parking for customers approaching via North Service Road (an extension of North Road Avenue, entrance opposite the Brentwood Fire Station.) Pedestrian access from the High Street (alongside 117 High Street). The new building is six times bigger than our Gresham Road offices, and we will be installing a much expanded sales counter in the fullness of time. **NEW TELEPHONE NUMBER (0277) 230909. TELEX NUMBER (as before) 995194 AMBIT G.** See you there!

## 200 North Service Road, Brentwood, Essex.



MULLARD LP1164 AM/FM I.F. Modules Guaranteed unused £1.50 P.P. C.W.O. S.A.E. Lists. Tennex Limited, Stock Road, Industrial Estate, Southend, Essex.

**PRACTICAL WIRELESS/ELECTRONICS**, Radio Constructor. 150 issues 1963-1976. Offers? Colne 866823.

## Wanted

**ELECTRONIC COMPONENTS PURCHASED.** All Types Considered - Must be new. Send detailed list - Offer by return - WALTONS, 55A Worcester Street, Wolverhampton.

**WANTED.** Information on Lafayette HE-80 receiver, to buy or copy. Tel: Rochdale 50690.

## Books and Publications

### Build your own

#### P.A., GROUP & DISCO SPEAKERS

by R. F. C. Stephens

Save money with this practical guide. Plans for 17 different designs, line source, I.B., Horn and Reflex types, for 8"-18" drive units. £3.95 post free (£6 overseas).

#### THE INFRA-BASS LOUDSPEAKER

by G. Holliman

(full constructional details for versions using 15", 12" and 10" drive units.) £2.95 post free (£6 overseas)

#### THE DALESFORD SPEAKER BOOK

by R. F. C. Stephens

This book is a must for the keen home constructor. Latest technology DIY designs. Plans for I.B., and Reflex designs for 10-100 watts. Also unusual centre-bass system. £2.20 post free (£5 overseas).

#### VAN KAREN PUBLISHING

5 SWAN STREET, WILMSLOW, CHESHIRE

**FULL REPAIR** data any named T.V. £5.30, with circuits, layouts, etc., £7. (AUSW) 76 Church Street, Larkhall, Lanarks ML9 1HE.

## RADIO BOOK SERVICE

WORLD RADIO TV HANDBOOK 1980 Edition	£9-25
Radio Stations Guide	£1-55
Long distance Television Reception for the Enthusiast	£1-55
Popular Electronic Projects	£1-55
Electronic Projects for Beginners	£1-45
Mobile Discotheque Handbook	£1-45
Radio Circuits using ICs	£1-45
Projects in Opto-Electronics	£1-35
How to make Walkie-Talkies	£1-35
Radio Antenna H'book for Long Distance Reception	£0-95
How to build your own Metal & Treasure Locators	£1-10
How to build Advanced Short Wave Receivers	£1-10

PRICES INCLUDE POSTAGE & PACKING...

4 CHILCHESTER COURT, WICKHAM RD, BECKENHAM KENT BR3 2QW

**WHY NOT START YOUR OWN BUSINESS REWINDING ELECTRIC MOTORS.** A genuine opportunity to success. **LARGE PROFITS.** You can't help but make money if you follow the easy, step by step, instructions in our fully illustrated manual showing how to rewind Electric Motors, Armatures and Field coils as used in Vacuum Cleaners, Electric Drills and Power Tools. **NO PREVIOUS KNOWLEDGE IS REQUIRED,** as the manual covers in 13 chapters, where to obtain all the work you need, materials required, all instructions, rewind charts and how to take data etc. A gold mine of information. How to set up your home workshop and how to cost each job to your customer. £4.50 inclusive of P.P. UK. CWO, to INDUSTRIAL SUPPLIES, 102, Parrswood Rd., Withington, Manchester 20, Dept. PW.

## Record Accessories

**STYLI,** Cartridges For MUSIC CENTRES, etc. **FREE** List No. 29 For S.A.E. includes Leads, Mikes, Phones etc. **FELSTEAD ELECTRONICS**, (PW), Longley Lane, Gatley, Cheshire, SK8 4EE.

## Service Sheets

**SERVICE SHEETS** from 50p and S.A.E. Catalogue 25p and S.A.E. Hamilton Radio, 47 Bohemia Road, St. Leonards, Sussex.

**BELL'S TELEVISION SERVICES** for Service Sheets on Radio, TV etc., £1.00 plus S.A.E. Colour TV Service Manuals on request. S.A.E., with enquiries to B.T.S., 190 King's Road, Harrogate, N. Yorkshire. Tel: (0423) 55885.

**SERVICE SHEETS.** Radio, TV etc., 10,000 models. Catalogue 24p, plus S.A.E. with orders, enquiries. TELRAY, 154 Brook Street, Preston PR1 7HP.

## Service Sheets

# G.T. THE TECHNICAL INFORMATION SERVICE

Any single service sheet for £1 and large S.A.E.

1000's of different service sheets, service manuals and repair manuals always kept in stock for immediate despatch. S.A.E. brings newsletter; pricelist; bargain offers such as service sheets under 40p; quotations for any requested service sheets/manuals without obligation.

**Save time and money - 2 giant catalogues listing thousands of service sheets/manuals plus £4 worth of vouchers free - send £2 + large S.A.E.**

## LARGE SUPPLIER OF SERVICE SHEETS

and Colour Manuals, TV Mono Radios, Tuners, Tape Recorders, Record Players, Transistors, Stereograms, all at 75p each + S.A.E. except colour TV from £1.00 and Car Radios £1.25. State if Circuit will do, if sheets are not in stock. All TV Sheets are full lengths 24 x 12, not in Bits & Pieces. Free Fault Finding Chart of TV Catalogue with order. All crossed PO's returned if service sheets are not in stock.

C. CARANNA

71, Beaufort Park, London, NW11 6BX  
01-458 4882 (Mail Order)

## Miscellaneous

### MIXED BARGAINS

300 Mixed Carbon Film Resistors, Well mixed £1.20 post 45p.  
100 Mixed Ceramic Capacitors 1.5 to 82 pF £1.00 post 20p.  
In line fuse connectors for 1 1/2" fuses 20p Each post 10p any qty.  
PL259 Plugs... 55p each post 20p any qty.  
10 Mixed PCBs for breakdown for £3.00 post 55p.  
100 M Single Equipment Wire 5 colours for £1.00 post 30p.  
100 M Stranded Equipment Wire... 20 colours for £1.00 post 40p.  
100 M Twin Transparent Mains Wire for £3.50 post 60p.  
UR43... 50 ohm Coax + 17p per M post 2 1/2p per M.  
Low loss UHF 75 ohm TV Coax + 17p per M post 2 1/2p per M.  
12 Volt soldering Irons + £2.40 post 30p.  
Stick on Rubber Feet... 5p each post 10p any qty.  
SAE for full lists.

W. H. WESTLAKE,

CLAWTON, HOLSWORTHY, DEVON.

SEEN MY CAT? 5000 Odds and ends. Mechanical. Electrical. Cat free. Whiston Dept. PW, New Mills, Stockport.

## QUALITY ELECTRONIC COMPONENTS AT LOW PRICES

Write or Telephone for free pamphlet to:

HARRISON BROS, Dept. P.W.

P.O. Box 55, Westcliffe-on-Sea,

Essex SS0 7LQ.

Telephone:- Southend-on-Sea 32338

**TRANSCEIVERS, TX'S, RX'S ANTENNAS.** For BARGAIN deal see PARTRIDGE JOYSTICK advert. this issue.

**REEL RECORDERS,** Ferrograph, Tandberg, UHER, Vortexion, etc. From £36. SAE details. A. E. Wright, Sunningdale, Broadheath, Worcester.

144MHz MHz CONVERTER, 28MHz IF, 26dB Gain, 3-5dB Noise Figure. Ready built £18.00, Board & parts kit £9.00. Local Oscillator output version £19.00. Board & parts £9.30.

## SPECTRUM COMMUNICATIONS

12 Weatherbury Way, Dorchester,  
Dorset DT1 2EF

**TOP QUALITY FIBRE** Glass S/S + D/S Circuit Board approx 150 sq ins. £1.50 + 30p P.P. C.W.O. To: Paul Collins 12 Mill Meadow, Ivybridge, Devon. PL21 0AN.

## MSF CLOCK

**NOW Get ABSOLUTE TIME,** always correct, never gains or loses, 8 digits show Date, Hours, Minutes and Seconds, also parallel BCD output for alarm etc, receives Rugby 60KHz time signals, 1000Km range, built-in antenna, EXACT TIME for £48.80.

**LOSING DX? RARE ONES UNDER QRM?** Dig them out with a Tunable Audio Notch Filter, between your receiver and speaker, BOOST your DX/QRM ratio, 40dB notch, a DX INVESTMENT. £8.90.

**V.L.F. EXPLORE 10-150KHz.** Receiver £10.70.  
**LONG WAVE DX?** Exciting 100-600KHz Converter to 4.1-4.6MHz, built-in tuner, ideal FRG7 etc. £10.90.

Each fun-to-build kit includes all parts, printed circuits, case, postage etc, money back assurance so SEND off NOW.

## CAMBRIDGE KITS

45 (PC) Old School Lane, Milton, Cambridge.

**SUBERB INSTRUMENT CASES** by Bazelli, manufactured from P.V.C. Faced steel. Hundreds of people and industrial users are choosing the cases they require from our vast range. Competitive prices start at a low 90p. Chassis punching facilities at very competitive prices. 400 models to choose from. Suppliers only to Industry and the Trade. BAZELLI. (Dept No. 25) St. Wilfrids, Foundry Lane, Halton, Lancaster. LA 6LT.

## GUITAR/PA/MUSIC AMPLIFIERS

100 watt superb treble/bass overdrive. 12 month guarantee. Unbeatable at £44; 60 watt £38; 200 watt £80; 100 watt twin channel sep. treble/bass per channel £58; 60 watt £48; 200 watt £72; 100 watt four channel sep. treble/bass per channel £75; 200 watt £92; slaves 100 watt £32; 200 watt £50; fuzz boxes, great sound £10; bass fuzz £10.90; overdriver fuzz with treble and bass boosters £18; 100 watt combo superb sound overdrive, sturdy construction, castors, unbeatable £90; twin channel £100; bass combo £105; speakers 15W; £35; 12W £35; 100 watt £23; 60 watt £16; microphones Shure Unidyne B £26.

Send cheque or P.O. to:

## WILLIAMSON AMPLIFICATION

62 Thorncliffe Avenue, Dukinfield, Cheshire.  
or 061-308 2064.

YOU SIMPLY cannot buy a more sophisticated intruder alarm system for any less. Prices from £45 to £125 for complete systems. Details from KRAM ELECTRONICS, 30 Hazlehead Road, Anstey, Leicester.

## RECHARGEABLE BATTERIES

### TRADE ENQUIRIES WELCOME

FULL RANGE AVAILABLE. SAE FOR LISTS. £1.25 for Booklet "Nickel Cadmium Power" plus Catalogue. Write or call. Sandwell Plant Ltd, 2 Union Drive, BOLDMERE, SUTTON COLDFIELD, WEST MIDLANDS. 021 354 9764 or see them at TLC, 32 Craven Street, Charing Cross, London WC2.

### MORSE CODE TUITION AIDS

Cassette A: 1-12 w.p.m. for amateur radio examination. Cassette B: 12-24 w.p.m. for professional examination preparation. Each Cassette are type C90. Morse Key and Buzzer unit for sending practice. Price each Cassette (including booklets) £4.75. Morse Key and Buzzer £4.75.

Prices include postage etc. Overseas Airmail £1.50 extra.

**MHEL ELECTRONICS (Dept P.W.), 12 Longshore Way, Milton, Portsmouth PO4 8LS.**

**PRACTICAL WIRELESS CIRCUIT BOARDS.** December 78 Doorchimes £2.90. January 79 Sandbanks Metal Detector £2.90. February Hythe Receiver £4.60. March Hythe P.S.U. £2.40. Soundbite Converter £4.60. April F.M. Multitester £1.70. July V.M.O.S. TX £3.20. August Telebell Repeater £0.90. Auto Intercom £4.76. September Noise Blanker £0.90. Door Unit £1.40. October Burglar Alarm WR060 £0.90. WR059 £0.90. Dec. Radio Receiver WR064 £1.50. January 1980 Radio Control Encoder £2. Transmitter Board £1.50. A.F. Speech Processor £1.50. All Boards of top quality glass fibre tinted and drilled to BS.4584. Prices include postage etc. We can also supply P.C.B.'s and Fascia Panels to your design. S.A.E. for full details and complete list of P.C.B.'s. H.T.E. Electronics, Dept P.W., 50 Milnefield Avenue, Elgin IV30 3EL.

## NICKEL CADMIUM BATTERIES

Rechargeable and suitable for fast charge HP7 (AA) £1.05. SUB C £1.36. HP II (C) £1.98. HP 2 (D) £3.02. PP 3 £3.79. PP 3 charger £5.40.

All the above nickel cadmium batteries are brand new and are guaranteed full spec. devices.

All cells are supplied complete with solder tags (except PP 3).

Brand new full spec. RECHARGEABLE SEALED LEAD ACID maintenance free batteries suitable for burglar alarms etc. 1.2 amp hr. 6v £4.07 2.6 amp hr. 6v £5.23.

Quantity prices available on request. Data and charging circuits free on request with orders over £10, otherwise 30p post and handling (specify battery type). Please add 10% P&P on orders under £10 - 5% over £10. VAT at the current rate should be added to total order. Cheques, Postal Orders. Mail order to:-

## SOLID STATE SECURITY DEPT. (PW),

10 Bradshaw Lane, Parbold, Wigan Lancs.  
Tel: 02575 4728.

**TECHNOMATIC LTD**  
17 BURNLEY ROAD  
LONDON NW10  
Tel: (01) 452 1500 Telex: 922800

# TRANSFORMERS

30 VOLT RANGE			
Pri 220/240 sec 0.12-15-20-24-30V Voltages available 3, 4, 5, 6, 8, 9, 10, 12, 15, 18, 20, 24, 30V or 12V-0-12V and 15V-0-15V			
Ref	Amps	Price	P & P
112	0.5	2.90	0.90
79	1.0	3.93	1.10
3	2.0	6.35	1.10
20	3.0	6.82	1.31
21	4.0	8.79	1.31
51	5.0	10.86	1.52
117	6.0	12.29	1.67
88	8.0	16.45	1.89
89	10.0	18.98	1.89
90	12.0	21.09	2.24
91	15.0	24.18	2.39
92	2.0	32.40	O.A.

50 VOLT RANGE			
Pri 220/240V Sec 0.20-25-33-40- 50V Voltages available 5, 7, 8, 10, 13, 15, 17, 20, 33, 40 or 20V-0-20V and 25V-0-25V			
Ref	Amps	Price	P & P
102	0.5	3.75	0.90
103	1.0	4.57	1.10
104	2.0	7.88	1.31
105	3.0	9.42	1.52
106	4.0	12.82	1.73
107	6.0	16.37	1.89
118	8.0	22.29	2.39
119	10.0	27.48	O.A.
109	12.0	31.89	O.A.

MAGN ISOLATORS (SCREENED)			
PM 120/240 Sec 120/240V CT			
Ref	VA	Price	P & P
*07	20	4.84	0.91
149	60	7.37	1.10
150	100	8.38	1.31
151	200	12.28	1.31
152	250	14.61	1.73
153	350	18.07	2.12
154	500	22.52	2.47
155	750	32.03	O.A.
156	1000	40.92	O.A.
157	1500	56.52	O.A.
158	2000	67.99	O.A.
159	3000	95.33	O.A.

CASED AUTO TRANSFORMERS			
240V cable in 115V USA flat pin outlet			
VA	Price	P & P	Ref
20	6.55	1.03	56W
75	8.50	1.31	64W
150	11.00	1.31	4W
200	12.02	1.67	65W
250	13.39	1.67	69W
500	20.13	1.89	67W
1K	30.67	2.65	84W
1.5K	42.82	O.A.	93W
2K	54.97	O.A.	95W

## Continuous Ratings + VAT 15%

60 VOLT RANGE			
Pri 220/240V sec 0.24-30-40-48- 60V Voltages available 6, 8, 10, 12, 16, 18, 20, 24, 30, 36, 40, 48, 60 or 24V-0-24V or 30V-0-30V			
Ref	Amps	Price	P & P
124	0.5	4.27	1.10
126	1.0	6.50	1.10
127	2.0	8.36	1.31
125	3.0	12.10	1.31
123	4.0	13.77	2.12
120	5.0	17.42	1.89
122	6.0	19.87	2.12
121	8.0	27.92	O.A.
122	10.0	32.51	O.A.

## END OF LINE OFFERS

Ref	P	P
30-Isolator 240V:240V 200VA	£4.62	£1.10
62-Isolator 240V:240V 250VA	£5.72	£1.10
M616 - 0-240V: Screen 1) 13-0-13 1A. 2) 12V 150ma	£2.10	60p

M489 - 0-240V: 1400V = 150ma, 6 3V = 4A	£5.50	£1.04
M708 - 6K to 3KΩ matching trans. 5 watt	90p	40p
M679 - 0-120V = 2:36V 1 6A	£3.00	78p
M865 - 100V Line to 4Q 10 watts	£1.90	60p
M973 - 100V Line to 8Q 40 watts	£2.90	60p
M1015 - Choke 8A = 5mH 150A Surge	£1.50	45p
M1020 - 0-240V 12-0-12V = 50ma	75p	30p
M1126 - 120/240V: 9-0-9V = 1A	£1.79	71p
M1130 - 0-240 4500V = 10ma	£4.86	£1.08
M1165 - 0-115-240V: 14V 50ma	75p	30p

Metal Oxide Resistors 1/2W 5% TR4 (Electrosil)			
390Ω/470Ω/510Ω/560Ω/820Ω/1K/1K1/1K2/1K6 1K8/2K/2K4/3K/16K/20K/22K/24K/47K/82K/100K 110K/120K/130K/180K/220K/270K/300K £1.50/100 + VAT.			

Antex Soldering Irons 15W & 25W	£4.58 each
Safety Stand	£1.75 P & P 52p each

P.W. Purbeck oscilloscope transformer 250-0-250; 6-3V: 12-9V	£7.51 £1.04
---	-------------

12 OR 24V OR 12-0-12V			
Pri 220-240 volts			
Ref	12V	24V	Price
111	0.5	0.25	2.42
213	1.0	0.5	2.90
71	2.0	1.0	3.86
18	4.0	2.0	4.46
85	0.5	2.5	6.16
70	6	3	6.99
108	8	4	8.16
112	10	5	8.93
116	12	6	9.59
17	16	8	11.79
115	20	10	15.38
187	30	15	19.72
226	60	30	40.41

SPECIAL OFFER			
Multimeter 20KΩ 8/V - with combined audio/I.F. test oscillator at 1 KHz and 465 KHz AC/DC to 1000 volts DC current to 500mA resistance to 1KΩ. Size 180x97x40mm £8.50 P & P £1.00 VAT 15%.			

SCREENED MINIATURES			
Ref	mA	Volts	£ P&P
238	200	3-0-3	2.83 0.63
212	1A, 1A	0-6-0-6	3.14 0.90
13	100	9-0-9	2.35 0.44
235	330, 330	0-9-0-9	2.19 0.44
207	500, 500	0-8-8-8	3.05 0.85
208	1A, 1A	0-8-9-0-8-9	3.88 0.90
236	200, 200	0-15-0-15	2.19 0.44
214	300, 300	0-20-0-20	3.08 0.90
221	700 (DC)	20-12-0-12-20	3.75 0.90
206	1A, 1A	0-15-20-0-15-20	5.09 1.10
203	500, 500	0-15-27-0-15-27	4.39 1.10
204	1A, 1A	0-15-27-0-15-27	6.64 1.10
239	50	12-0-12	2.88 0.37

AVO TEST METERS			
AVO 8 MK5			
AVO 71			£38.00
AVO 73			£50.70
AVO MM5 minor			£35.95
Wee Megger			£78.28
TT169 in circuit transistor tester			£41.53
EM272 316KQ - Volts			£59.80
DA116 Digital			£110.90
BM / Megger			£53.76
Clamp Meter to 300A			£54.60

All Avo Meggers and accessories available. P & P £1.32 VAT 15%	
---	--

20,000 ohm/V Multimeter, mirror scale Ranges AC DC to 1000V DC current to 250mA Resistance to 3 Mohms 5" x 3 1/2" x 1 1/2" £14.36 P & P £1.00 VAT 15%	
--	--

NEW RANGE TRANSFORMERS			
2 windings 0-36V-48V/36V-0-36V 48V-0-48V 72V or 96V			
Amps	Ref	Price	P & P
1	430	4.88	0.76
2	431	8.12	0.99
3	432	13.35	1.31
4	433	16.17	1.40
5	434	20.65	2.11
6	435	29.30	2.47
8	436	36.69	O.A.
10	437	40.03	O.A.

PANEL METERS			
43mm x 43mm 82mm x 78mm			
0 50mA	6-20	0 50mA	6-70
0 500μA	5-95	0 500μA	6-70
0 1mA	5-95	0 1mA	6-70
0 30V	5-95	0 30V	6-70
VU and Panel 48mm x 45mm			2-60

VU Int. Edge 54 x 14mm 750μA F.S.D.	2.60
Carriage 76p VAT 15%	

Send 15p for Catalogue

BRIDGE RECTIFIERS			
100V	25A*	£2.10	
200V	2A	£0.45	
400V	4A	£0.85	
400V	6A	£1.25	
500V PM7A6	12A*	£2.85	
P & P 17p VAT 15%			

SOLID STATE CHRONO			
DIGITAL QUARTZ WATCH 12 or 24 hour display also alarm. Hour, minute, second, day. AM/PM on constant display. Month data day backlight lighting at the press of a button, 24 hour mode reading if required (useful for travel) Chronograph to 1/10th sec. + laptime with attractive stainless steel adjustable bracelet and case £13.48. P & P 50p + VAT 15%.			

Split Bobbin Type			
0-12-15-20-24-30V Ref 009 1 Amp £2.98 P & P £1.10 Ref 010 2 Amp £4.62 P & P £1.10			

15V RANGE (7.5-0-7.5V) 0-CT 15V			
Ref	VA	Price	P & P
171	500 mA	2.30	0.52
172	1A	3.26	0.90
173	2A	3.95	0.90
174	3A	4.13	0.90
175	4A	6.30	1.10

Power Unit input 240V-output 15v. 5amp AC/12v. 3amp DC. In Plastic case with mains lead size 2 1/2" x 2" £1.50. P & P 50p.	
---	--

Mains Eliminator - fits into 13A Sxt 3-6-9-12V multiplug out- let 300ma £4.60 P & P 50p VAT 15%	
---	--

Electronic Construction Kit			
Home electronic starter. Start simply and progress to a TRF radio or electronic organ. No soldering. All parts included in presentation box. Full instructions. £8.29 P & P £1.00 VAT 15%			

AUTO TRANSFORMERS			
Ref	VA (Watts)	£	P & P
113	15 0 115 210 240	2.73	0.81
64	75 0 115 210 240	4.41	1.10
4	150 0 115 210 240	5.89	1.10
67	500 0 115 210 240	12.09	1.91
84	1000 0 115 210 240	20.64	2.39
93	1500 0 115 210 240	25.81	0A
95	2000 0 115 210 240	38.31	0A
73	3000 0 115 210 240	65.13	0A
80S	4000 0 115 210 240	84.55	0A
57S	5000 0 115 210 240	88.45	0A

Step up or step down  
**Barrie Electronics Ltd.**  
3, THE MINORIES, LONDON EC3N 1BJ  
TELEPHONE: 01-488 3316/7/8  
NEAREST TUBE STATIONS: ALDgate & LIVERPOOL ST

PLEASE MENTION  
**PRACTICAL  
WIRELESS**  
WHEN  
REPLYING TO  
ADVERTISEMENTS

## BURGLAR ALARMS

WE HAVE STOCKS OF EVERYTHING YOU NEED.  
CALLERS WELCOME. OPEN 6 DAYS  
EXPRESS POSTAL SERVICE FREE CATALOGUE SEND S.A.E.

**MAXIG**  
LITTON

### SPECIAL OFFER

18 SWG steel plastic coated  
bell box with FREE  
ADE sticker

Mains Battery Control Unit  
with full test facilities

**£5.00**

Incl. VAT and postage

**£23.00**

incl. VAT & P. & P.



**A. D. E. (SECURITY) CO.,**

217 WARBRICK MOOR

AINTREE, LIVERPOOL

TEL: 051-525-3440

**STOP PRESS! Trade Price List Available**  
Applications on Official Stationery only

POST THIS COUPON  
with cheque or P.O. for £1.30

Please write your Name and Address in block capitals

NAME

ADDRESS

HOME RADIO (Components) LTD., Dept. PW  
234-240 London Road, Mitcham, Surrey, CR4 3HD

Regd No.  
912966 London





# U.K. RETURN OF POST MAIL-ORDER SERVICE ALSO WORLD WIDE EXPORT SERVICE

## R.C.S. LOW VOLTAGE STABILISED POWER PACK KITS

Post 45p **£2.95**

All parts and instructions with Zener diode printed circuit, rectifiers and double wound mains transformer input 200-240 a.c. Output voltages available 6 or 7.5 or 9 or 12V d.c. up to 100mA or less. Size 3 1/2 x 2 1/4 in. Please state voltage required.

## THE "INSTANT" BULK TAPE ERASER

Suitable for cassettes, and all sizes of tape reels. A.C. mains 200/249V. Leaflet S.A.E.

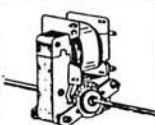
**£7.50** Post 50p



## HEAD DEMAGNETISER PROBE £5.00

### A.C. ELECTRIC MOTORS

2 Pole, 240V, 2 Amp. Spindle - 1.43 x 0.212 in. £1.75. 2 Pole, 240V, 15 Amp. Double spindle - 1.75 x 0.16 in. Each £1.50. 2 Pole, 120V, 5 Amp. Spindle - 0.75 x 0.2 in. Two in series=240V. 75p each. Brush Motor. From a Food Mixer 240V, 3 Amp. High Speed and Powerful. Spindle - 0.5 x 0.25 in. £2.95



BLANK ALUMINIUM CHASSIS, 18 s.w.g. 2 1/2 in. sides, 6 x 4 in. 95p; 8 x 6 in. £1.40; 10 x 7 in. £1.55; 14 x 9 in. £1.90; 16 x 6 in. £1.85; 12 x 3 in. £1.20; 16 x 10 in. £2.20; 12 x 8 in. £1.70.

ALUMINIUM PANELS, 18 s.w.g. 6 x 4 in. 24p; 8 x 6 in. 38p; 10 x 7 in. 54p; 12 x 5 in. 44p; 12 x 8 in. 70p; 16 x 6 in. 70p; 14 x 9 in. 94p; 12 x 12 in. £1.16; 16 x 10 in. £1.16.

ALUMINIUM ANGLE BRACKET 6 x 1/2 x 1/2 in. 20p.

ALUMINIUM BOXES, MANY SIZES IN STOCK.

4 x 2 x 2 in. 86p; 3 x 2 x 1 in. 60p; 6 x 4 x 2 in. £1.8 x 6 x 3 in. £1.90; 12 x 5 x 3 in. £2.2; 6 x 4 x 4 in. £1.30. 10 x 7 x 3 in. £2.20.

## DE LUXE BSR HI-FI AUTOCHANGER

Plays 12 in., 10 in., or 7 in records Auto or Manual. A high quality unit backed by BSR reliability with 12 months guarantee. A.C. 200/250V. Size 13 1/2 x 11 1/2 in. Above motor board 3 1/2 in. Below motor board 2 1/2 in. With CERAMIC STEREO CARTRIDGE



**£20** Post on All Decks £1.60

BSR Single Record Player P207

Garrard Minichanger. Plays all size records. Ceramic cartridge. Stereo.

**£15**

BSR P182. Snake arm, flared Aluminium Turntable

Stereo ceramic cartridge. Latest model.

**£24**

BSR. Disco Single Player

Cueing Device 1 in. Turntable. Budget price.

**£21**

RSC Disco Deck 3 speed Stereo

**£9.95 or £18 pair**

## BAKER 50 WATT AMPLIFIER

**£65** Post £1



Superior quality ideal for Halls/PA systems. Disco's and Groups. Two inputs with Mixer Volume Controls. Master Bass, Treble and Gain Controls. 50 watts RMS. Three loudspeaker outlets 4, 8, 16 ohm. AC 240V (120V available). Blue wording on black cabinet.

## BAKER 150 Watt AMPLIFIER 4 Inputs

**£85**

DRILL SPEED CONTROLLER/LIGHT DIMMER KIT. Easy to build kit. Controls up to 480 watts AC mains.

Post 35p **£3.25**

STEREO PRE-AMP KIT. All parts to build this pre-amp. 3 inputs for high medium or low gain per channel, with volume control and P.C. Board. Can be ganged to make multi-way stereo mixers.

## R.C.S. SOUND TO LIGHT DISPLAY MK 2

Complete kit of parts with R.C.S. printed circuit. Three channels. Up to 1,000 watts each. Will operate from 200V/250V to 100V signal source. Suitable for home Hi-Fi and all Disco Amplifiers. Cabinet extra £4.50. 200 Watt Rear Reflecting White Light Bulbs. Ideal for Disco Lights. Edison Screw 75p each or 6 for £4.40, or 12 for £7.50.

**£18** Post 45p

## MAINS TRANSFORMERS Primary 240V A.C. ALL POST 75p

250-0-250V 70mA, 6-3V, 2A.....**£3.45**

250-0-250V 80mA, 6-3V, 3-5A, 6-3V, 1A.....**£4.60**

300-0-300V 100mA, 6-3V, 3-5 amp.....**£5.80**

300-0-300V 120mA, 2x6-3V, 2A C.T., 5V, 2A.....**£8.50**

220V 45mA, 6-3V, 2A.....**£2.50**

HEATER TRANSFORMER, 6-3V 1/2 amp **£2.00** 3 amp.....**£2.20**

GENERAL PURPOSE LOW VOLTAGE.

Tapped outputs available

2 amp 3, 4, 5, 6, 8, 9, 10, 12, 15, 18, 25 and 30V.....**£6.00**

1 amp 6, 8, 10, 12, 16, 18, 20, 24, 30, 36, 40, 48, 60.....**£6.00**

2 amp 6, 8, 10, 12, 16, 18, 20, 24, 30, 36, 40, 48, 60.....**£9.50**

3 amp 6, 8, 10, 12, 16, 18, 20, 24, 30, 36, 40, 48, 60.....**£12.50**

5 amp 6, 8, 10, 12, 16, 18, 20, 24, 30, 36, 40, 48, 60.....**£16.00**

12V, 100mA.....**£1.30** 20V, 40V, 60V, 1 amp.....**£3.50**

10-0-10V 2 amp.....**£3.00** 10V, 30V, 40V, 2 amp.....**£3.50**

30V, 5 amp and 17V 0-17V.....**£4.00** 40V, 2 amp.....**£3.50**

2 amp.....**£4.00** 20V, 1 amp.....**£3.00**

0-5, 8, 10, 16V, 1/2 amp.....**£2.50** 20-0-20V, 1 amp.....**£3.50**

9V, 3 amp.....**£3.50** 30V-0-30V, 2 amp.....**£8.00**

25-0-25V 2 amp.....**£3.50** 20V, 18V, 6 amp, each.....**£11.00**

30V, 2 amp.....**£3.50** 12-0-12V, 2 amp.....**£3.50**

30V, 1 1/2 amp.....**£3.30** 9V, 1 amp.....**£1.50**

AUTO TRANSFORMERS

115V to 230V or 230V to 115V 150W.....**£7.00**

250W.....**£8.00** 400W.....**£9.00** 500W.....**£10.00**

FULL WAVE BRIDGE CHARGERS RECTIFIERS.

6 or 12V outputs, 2 amp.....75p. 4 amp.....**£1.75**

## BAKER LOUDSPEAKERS "SPECIAL PRICES"

Post £1.50 each

Model	Ohms	Size in.	Power Watts	Type	Our Price
Major	4, 8, 16	12	30	Hi-Fi	<b>£12</b>
Deluxe Mk II	8, 16	12	15	Hi-Fi	<b>£14</b>
Superb	8, 16	12	30	Hi-Fi	<b>£22</b>
Auditorium	8, 16	12	45	Hi-Fi	<b>£30</b>
Auditorium	8, 16	15	60	Hi-Fi	<b>£20</b>
Group 35	4, 8, 16	12	40	PA	<b>£12</b>
Group 45	4, 8, 16	12	45	PA	<b>£15</b>
Group 50	8, 16	12	60	PA	<b>£20</b>
Group 50	4, 8, 16	15	75	PA	<b>£30</b>
Group 75	8, 16	12	75	PA	<b>£24</b>
Group 100	8, 16	12	100	PA	<b>£29</b>
Group 100	8, 16	15	100	PA	<b>£35</b>
Disco 100	8, 16	12	100	Disco	<b>£29</b>
Disco 100	8, 16	15	100	Disco	<b>£35</b>

## R.C.S. LOUDSPEAKER BARGAINS

3 ohm. 6 x 4 in. £1.50. 7 x 4 in. £1.50. 8 x 5 in. £2.50. 6 1/2 in. £1.80. 8 in. £2.60. 10 in. £3.12 in. £4. 8 ohm. 2 1/2 in. £1.50. 3 in. £1.50. 5 in. £1.50. 10 in. £3.12 in. £4. 16 ohm. 6 x 4 in. £1.50. 7 x 4 in. £1.50. 5 in. £1.50. 8 in. £2.60. 10 in. £3.12 in. £4. 10 x 6 in. £3.50.

## E.M.I. 13 1/2 x 8 in. SPEAKER SALE!

With tweeter. And crossover.

10W. State 3 or 8 ohm.

Illustrated.

15W model with tweeter

8 ohms only.

GOODMANS 20 Watt Woofer

Size 12 x 10 in. 4 ohms.

Rubber cone surround

Hi-Fi Bass unit.

GOODMANS TWIN AXIOM 8-15 Watt

8 in. 8 ohm Hi-Fi Twin Cone

**£9.95** Post 75p

**£10.95** Post 75p

**£9.95** Post 65p

**£9.95**

**£9.95**

**£9.95**

**£9.95**

**£9.95**

**£9.95**

**£9.95**

**£9.95**

**£9.95**

**£9.95**

**£9.95**

**£9.95**

**£9.95**

**£9.95**

**£9.95**

**£9.95**

**£9.95**

**£9.95**

**£9.95**

**£9.95**

**£9.95**

**£9.95**

**£9.95**

**£9.95**

**£9.95**

**£9.95**

**£9.95**

**£9.95**

**£9.95**

**£9.95**

**£9.95**

**£9.95**

**£9.95**

**£9.95**

**£9.95**

**£9.95**

**£9.95**

**£9.95**

**£9.95**

**£9.95**

**£9.95**

**£9.95**

**£9.95**

**£9.95**

**£9.95**

**£9.95**

**£9.95**

**£9.95**

**£9.95**

**£9.95**

**£9.95**

**£9.95**

**£9.95**

**£9.95**

**£9.95**

**£9.95**

**£9.95**

**£9.95**

**£9.95**

**£9.95**

**£9.95**

**£9.95**

**£9.95**

**£9.95**

**£9.95**

**£9.95**

**£9.95**

**£9.95**

**£9.95**

**£9.95**

**£9.95**

**£9.95**

**£9.95**

**£9.95**

**£9.95**

**£9.95**

**£9.95**

**£9.95**

**£9.95**

**£9.95**

**£9.95**

**£9.95**

**£9.95**

## RADIO COMPONENT SPECIALISTS 337 WHITEHORSE ROAD, CROYDON Tel. 01-684 1665

Cash price include VAT. Minimum post 30p. List 20p. Phone Access Barclay VISA. Open 9-6 Sat. 9-5 (Closed all day Wednesday)

## INDEX TO ADVERTISERS

A. D. Security Systems	85	Electronic Design Associates	6	Partridge Electronics	12
A. H. Supplies	9	Electronic Mail Order Ltd.	82	Progressive Radio	12
Amateur Radio Exchange	29	Electrovalue	2		
Ambit International	81			Quartslab	68
Amcomm Services	71	Fane Acoustics	14	Radio Book Services	83
Antex	Cover III	Fidelity Fastenings	9	Radio Component Specialists	87
Arrow Electronics	88	Flairline	16	R.S.C. (Realistic Sound Centres Ltd.)	11
				R. & T.V. Components	7
Bamber Electronics	10	Golledge Electronics, P.R.	82		
Barrie Electronics	85	G.T. Information Services	83	Sandwell Plant Ltd.	83
Bearman, Phillip	82	G2DYM Aerials	82	Science of Cambridge	78, 79
Bi-Pak Limited	15			Scientific Wire Company	84
Birkett, J.	16	HAC Shortwave	72	Solid State Security	83
Blore Barton	82	Harrison Bros.	83	Sonic Discount	88
Bowes, C.	10	Harvesons Surplus Co	4	Sonic Sound Audio	8
Bredhurst	68	Havant Instruments	12	South Midlands Communications Ltd	67
British National Radio & Electronics		Home Radio	85	Spectrum Communications	83
School	13			Stephen-James Ltd.	72
Brooks, B.	72	I.L.P. Electronics	18, 19	Swanley Electronics	8
Burns Electronics	71	Intertext I.C.S.	16, 82		
				Tandy Corporation Ltd.	3
Caranna, C.	83	Leeds Amateur Radio	72	Technomatic Ltd.	84
Cambridge Kits	83	Lee Electronics	59	Teleradio	16, 84
Catronics Ltd.	9	Lowe Electronics	71	Thanet Electronics	60
Chordgate	2			T.T. Electronics	14
Chromasonics Electronics	80	Maplin Electronics Supplies	Cover IV	TUAC	4
Chromatronics	6	Marshall A. (London) Ltd.	53		
Codespeed	80	Metac	Cover II	Van Karen Publishing	83
Colormor	12	Mhel Electronics	83		
Cooper, A. S.	72	Monolith Electronics Co. Ltd.	10	Waters & Stanton Electronics	60
Continental Specialities	17			Watford Electronics	86
Cox Radio (Sussex) Ltd.	82	Osmabet	80	Westlake, W. H.	83
Crimson Elektrik	53			Western Electronics	60
C.R. Supply Company	82	P. M. Electronic Services	68	Williamson Amplification	83
C.T. Electronics	5				



## GIVE US SPACE

YES WE'VE DONE IT AGAIN—ANOTHER HUGE PURCHASE OF COMPONENTS HAS ARRIVED AND OUR STORES ARE OVERFLOWING WITH BARGAINS. SO HERE'S YOUR CHANCE—CUT OUT WHOLE COUPON—ADD MONEY, MARK NUMBER OF PACKS REQUIRED IN BOX

1. **TELEVISION GAMES CHIP** (colour) AY3-8600 by General Instruments—ball & paddle, tennis, hockey, soccer, squash, practice, grid ball, basket ball. Includes data **£1.00** ☐
  2. **TELEVISION GAMES CHIP** (colour) AY3-8550 ball & paddle, tennis, soccer, squash. Includes data **£1.00** ☐
  3. **ZENER DIODE PACK**—15 assorted high & low wattage zeners—mixed voltages **£1.00** ☐
  4. **20 ASSORTED TRANSISTORS**—no junk—all working branded—plastic and metal cans **£1.00** ☐
  5. **DIODES**—20 assorted. May include signal, planar germanium rectifiers **£1.00** ☐
  6. **RESISTORS**—our giant pack, minimum quarter kilo, of assorted resistors—all types **£1.00** ☐
  7. **TERRIFIC VALUE**—our capacitor packs (100 approx.) may include discs, mylars, electrolytics, polyester **£1.00** ☐
  8. **6 ASSORTED POTENTIOMETERS AND PRESETS**—carbon, wirewound, rectilinear, etc **£1.00** ☐
  9. **25 WIREWOUND RESISTORS** 2-10 watt, many useful values. **£1.00** ☐
  10. **70 WATT AMPLIFIER KITS** by famous maker, includes PCB heatsink—all components, instruction sheet, fraction of original price. **£6.50** ☐
  11. **MULTIMETER BARGAIN**—Essential to every experimenter. 20,000Ω/V, 5-1000V AC/DC 50 uA5-500MA 10Ω 10K Plus unique built in 465kHz 1F alignment oscillator and 1kHz Signal Tracer—robust protective case, leads. **£9.95** ☐
- FREE All orders over £10 get a free junk box filler pack. Lots of useful bits. (my order is over £10) **FREE** ☐

Arrow Electronics Ltd, Leader House, Coptfold Road, Brentwood, Essex CM14 4BN

ONLY PACKS 1-5 INCLUSIVE AVAILABLE FOR EXPORT. Prices include V.A.T. POSTAGE 40p but free if you order £5 or over

To: (Your name and address)

Please print clearly and give your postcode and post with cheque, postal order or cash to:

## ARROW ELECTRONICS LTD

LEADER HOUSE, COPTFOLD ROAD, BRENTWOOD, ESSEX CM14 4BN  
OR you may collect at our shop (open 9-5 Mon.-Sat. Closed PM Thursday)

# Sonic

HI-FI DISCOUNT CENTRES

## DISCOUNT SPEAKERS



Imp 8 or 15 as app.  
Guarantees:

**TITAN 5 years**

**FANE LIFETIME**

**OTHERS 1 year**

**ALL PRICES INC. VAT**

Prices correct at 3.1.80

Sonic  
Price

### GENERAL PURPOSE

5" FANE 501	£4.95
8" AF MODEL 80	£5.95
8" AF MODEL 83	£6.95
8" FANE 808T DUAL CONE	£3.95
10" ELAC 10RM 10 WATTS	£2.60

### HI-FI KITS

AF FRI 8" + TWEETER	£14.95 pt
FANE MODE ONE 8" + TWEETER	£19.99 pt
WHARFEDALE DENTON KIT	£30.95 pt
WHARFEDALE SHELTON KIT	£38.95 pt
WHARFEDALE LINTON KIT	£62.95 pt
WHARFEDALE GLENDALE KIT	£65.95 pt

### GROUP/DISCO TYPES

12" TITAN T12/50R	£16.95
12" TITAN T12/100A	£26.95
12" CELESTION G12H 30W	£14.95
12" CELESTION G12/50 50W	£12.95
12" GOODMANS PD	£22.95
12" GOODMANS PG	£21.95
12" FANE SPECIALIST PA85	£23.95
12" FANE SPECIALIST DISCO 80/2	£24.95
12" FANE SPECIALIST DISCO 100/2	£25.95
12" FANE SPECIALIST GUITAR 80L	£23.95
12" FANE SPECIALIST GUITAR 80B/2	£24.95
12" FANE CRESCENDO 80	£36.95
12" FANE CRESCENDO 80LT	£39.95
12" FANE CRESCENDO 12E	£51.95
15" TITAN T15/70 70W	£24.95
15" TITAN T15/85	£28.95
15" TITAN T15/100 100W	£35.95
15" FANE SPECIALIST BASS 100	£34.95
15" FANE CRES. COLOSSUS 15E 200W	£89.95
18" GOODMANS 18P	£46.95
18" TITAN T18/100 100W	£46.95
18" CELESTION G18/200 std.	£48.95
18" FANE CRESCENDO 18E	£85.95
18" FANE CRES. COLOSSUS 18E 200W	£96.95

### HORN UNITS

CELESTION MH1000 25W	£14.95
FANE J44	£5.95
FANE J73	£8.95
FANE J104	£13.95

### CROSSOVERS (FOR ABOVE)

FANE HPX1R OR HPX2R	£2.95
---------------------	-------

Mail Orders/Export enquiries to address below. Add £1 carr. on Hi-Fi spkrs, or kits. Otherwise add £1.25 (12" 5pk. £1.50 (15") £2.50 (18") (U.K. Only).

### SPECIAL OFFER! COLLARO RECORD DECKS

- \* 'S' Shaped Arm \* Auto or Manual
- \* 11" Turntable \* Ideal for Disco

**£15.95 ea. or 2 for £30.**

Carr. £1.00 ea.

AMPS, T'ABLES, JINGLE MACHINES,  
DISCO CONSOLES, LIGHTING, CABINETS,  
CREDIT TERMS AVAILABLE **orders £20 over**

MAIL ORDER ONLY



GREENTHORPE MILLS  
GREENTHORPE  
LEEDS LS13 4LQ



# Micro-precision soldering

# ANTEX TCSU1 with CTC

## ... its the perfect kit

### Model TCSU1

Micro-Soldering Station

Accurate pin point temperature control between 65° and 400°C. Heating element and sensor built in tip of the iron for fast response. Interchangeable slide-on bits from 4.7 mm (3/16") down to 0.5mm. Zero voltage switching, no spikes. No magnetic field, no leakage. Supplied with miniature CTC (35-40watt) iron or XTC (50watt). TCSU1 soldering station with XTC or CTC iron **£36** (6.44). Nett to industry.



Model CTC - 24 volts Priced at **£9.75** (1.87)



Model XTC - 24 volts Priced at **£9.75** (1.87)

### Model CX 17watts - 230 volts



A miniature iron with the element enclosed first in a ceramic shaft, then in stainless steel. Virtually leak-free. Only 7" long. Fitted with a 3/32" bit **£4.20** (98). Range of 5 other bits available from 1/4" down to 3/64". Also available for 24volts



Spare element Model CX230E

### Model X25 25 watts - 230 volts



A general purpose iron also with a ceramic and steel shaft to give you toughness combined with near-perfect insulation. Fitted with 1/8" bit and priced at **£4.20** (98). Range of 4 other bits available. Also available in 24volts



Spare element Model X25 24V.E

### Model SK3 Kit

### Model SK4 Kit



Contains both the model CX230 soldering iron and the stand ST3. Priced at **£5.70** (1.49). It makes an excellent present for the radio amateur or hobbyist.



With the model X25/240 general purpose iron and the ST3 stand, this kit is a must for every toolkit in the home. Priced at **£5.70** (1.49)

### Model SK1

### Model MLX 12volts

### ST3 Stand.



This kit contains a 15 watt miniature soldering iron, complete with 2 spare bits, a coil of solder, a heat sink and a booklet. How to Solder. Priced at **£5.95** (1.53)



The soldering iron in this kit can be operated from any ordinary car battery. It is fitted with 15 feet flexible cable and battery clips. Packed in a strong plastic envelope it can be left in a car, a boat or a caravan ready for soldering in the field. Price **£4.55** (1.14)



A strong chromium plated steel spring screwed into a plastic base of high grade insulating material provides a safe and handy receptacle for all ANTEX models soldering irons. Priced at **£1.50** (.57)

\* VAT + P & P as shown in brackets ( )



Stocked by many wholesalers and retailers or direct from us if you are desperate

Please send me the Antex colour brochure ☐ I enclose cheque/P.O./Giro No 258 1000 ☐

Please send the following .....

Name .....

Address .....

**Antex Ltd., Freeport, Plymouth PL1 1BR Tel. 0752 67377**

PW380



# MARPLIN



A 63-key ASCII keyboard with 625-line TV interface, 4-page memory and microprocessor interface. Details in our catalogue.




Our catalogue even includes some popular car accessories at marvellous prices.



A 10-channel stereo graphic equaliser with a quality specification at an unbeatable price when you build it yourself. Full specification in our catalogue.



These are just some of the metal cases we stock. There are dozens of plastic ones to choose from as well. See pages 52 to 57 of our catalogue.



A massive new catalogue from Maplin that's even bigger and better than before. If you ever buy electronic components, this is the one catalogue you must not be without. Over 280 pages - some in full colour - it's a comprehensive guide to electronic components with hundreds of photographs and illustrations and page after page of invaluable data.

Our bi-monthly newsletter contains guaranteed prices, special offers and all the latest news from Maplin.



Mobile amateur radio, TV and FM aerials plus lots of accessories are described in our catalogue.



A digitally controlled stereo synthesiser the 5600S with more facilities than almost anything up to £3,000. Build it yourself for less than £750. Full specification in our catalogue.



A superb range of microphones and accessories at really low prices. Take a look in our catalogue - send the coupon now!



An attractive mains alarm clock with radio switching function and battery back up! Complete kit with case only £18.38 (incl. VAT & p & p) MA1023 module only £8.42 (incl. VAT).

## MARPLIN

ELECTRONIC SUPPLIES LTD

Post this coupon now for your copy of our 1979-80 catalogue price 70p.

Please send me a copy of your 280 page catalogue. I enclose 70p (plus 37p p & p). If I am not completely satisfied I may return the catalogue to you and have my money refunded. If you live outside the U.K. send £1.35 or ten International Reply Coupons. I enclose £1.07.

NAME \_\_\_\_\_

ADDRESS \_\_\_\_\_

PW380



A superb technical bookshop in your home! All you need is our catalogue. Post the coupon now!



A hi-fi stereo tuner with medium and long wave, FM stereo and UHF TV sound! Full construction details in our catalogue.



Add-on bass pedal unit for organs. Has excellent bass guitar stop for guitarists accompaniment. Specification in our catalogue.

All mail to:-  
P.O. Box 3, Rayleigh, Essex SS6 8LR.  
Telephone: Southend (0702) 554155.  
Shop: 284 London Road, Westcliff-on-Sea, Essex.  
(Closed on Monday).  
Telephone: Southend (0702) 554000.